



**Australian Government**

---

**Department of Health**

# **The Way Back Support Service Minimum Data Set and Dictionary**

Version 3.0.2

As at 11 April, 2024

# Table of Contents

Introduction .....	2
Data release and confidentiality .....	3
Data Specification .....	3
Key Concepts .....	4
Identifier Management .....	5
Data Model and Specifications .....	6
Upload Specification .....	99
Validation Rules .....	108
Data Specification Change log .....	110
Resources .....	113
TWB Resources .....	114
1. Key Concepts .....	4
2. Specifications .....	114
3. Outcome measures and scoring rules .....	114
4. Primary Mental Health Care Minimum Data Set .....	114
User Guide .....	114
Access & Passwords .....	115
Data Entry .....	116
Upload User Guide .....	138
Reports User Guide .....	139
Video Training Library .....	146
Frequently Asked Questions .....	146
PMHC FAQs .....	147
Getting Help .....	147
Frequently Asked Questions Change log .....	147

# Introduction

The Way Back Support Services ('The Way Back') Data Dictionary details the data concepts, elements and conditions intended to guide the data collection and reporting of the service at all levels. The dictionary is intended to provide guidance on the key data to be collected in relation to the service. The audience for The Way Back Data Guidelines includes:

- Primary Health Networks
- Funded organisations who deliver The Way Back Support Service
- Local Hospital Networks/Divisions and Community Mental Health Services as referrers to The Way Back Support Service
- Software vendors, who develop and provide software solutions utilised by funded organisations to collect, store and report The Way Back activity.
- Commonwealth, State and Territory Department of Health (and Human Services) staff (data collection and program managers) responsible for the development and management of data collections and associated documentation.

The Way Back Data Guidelines is comprised of two parts:

- Section 2 lists the data elements from the existing Primary Mental Health Care Minimum Data Set (PMHC MDS) which will be collected for The Way Back.
- Section 3 details the additional supplementary data elements which are specific to The Way Back including their definition, attributes, reporting requirements and guide for use.

## Data release and confidentiality

All data collection and reporting requirements are required to comply with relevant Commonwealth, State and Territory Information Privacy and Health Records regulations. Clients will be informed that some de-identified portions of the information collected through The Way Back Support Service will be utilised for Commonwealth, State and Territory planning and statistical purposes. Appropriate consent and ethics approval processes will be adhered to.

# Data Specification

## Key Concepts

Below is a list of key words that are commonly used within the PMHC MDS and their definitions. If you require more information, please click on the linked text to see the relevant data elements field definition as shown under Specifications.

### PMHC MDS

As TWB is an extension of the Primary Mental Health Care Minimum Data Set (PMHC MDS) the current PMHC MDS Key terms will be used. These are also available to be viewed at <https://docs.pmhc-mds.com/data-specification/data-model-and-specifications.html#key-concepts>.

### Primary Health Network

Primary Health Networks (PHNs) have been established by the Australian Government with the key objectives of increasing the efficiency and effectiveness of medical services for patients, particularly those at risk of poor health outcomes, and improving coordination of care to ensure patients receive the right care in the right place at the right time.

### Provider Organisation

The Provider Organisation is the business entity that the PHN has commissioned to provide the service.

### Practitioner

The Practitioner is the person who is delivering the service.

### Client

The Client (patient) is the person who is receiving the service.

### Episode

For the purposes of the PMHC MDS, an *Episode of Care* is defined as a more or less continuous period of contact between a client and a PHN-commissioned provider organisation/clinician that starts at the point of first contact, and concludes at discharge. Episodes comprise a series of one or more Service Contacts. This structure allows for a logical data collection protocol that specifies what data are collected when, and by whom. Different sets of PMHC MDS items are collected at various points in the client's engagement with the provider organisation. Some items are only collected once at the episode level, while others are collected at each *Service Contact*.

Three business rules apply to how the *Episode of Care* concept is implemented across PHN-commissioned services:

- One episode at a time for each client, defined at the level of the provider organisation

While an individual may have multiple *Episodes of Care* over the course of their illness, they may be considered as being in only one episode at any given point of time for **any particular PHN-commissioned provider organisation**. The implication is that the care provided by the organisation to an individual client at any point in time is subject to only one set of reporting requirements.

- **Episodes commence at the point of first contact.** The episode start date will be derived from the first service contact date.
- **Discharge from care concludes the episode**

Discharge may occur clinically or administratively in instances where contact has been lost with the client. A new episode is deemed to commence if the person re-presents to the organisation.

## TWB-Episode

TWB-Episode is the record format for collecting TWB episode data.

See [TWB Episode](#) for the data elements for TWB-Episode.

## TWB-Critical Incidents

A Critical Incident is a suicide attempt, suicide death or death by any other means of a client during the episode.

## TWB-NI

A Support Plan must be completed with a client within two weeks of their first attended Service Contact. Creating a support plan requires working with the client to identify their needs. This is to build an understanding of what will be of benefit and help form the goals of their Support Plan. These identified needs will fall into one of the categories listed. Multiple needs may be identified and therefore added.

## Service Contact

Service Contact data linked to an [Episode](#) will be used in TWB.

## Collection Occasion

A Collection Occasion is defined as an occasion during an Episode of Care when specific Service Activities are required to be collected. At a minimum, collection is required at both Episode Start and Episode End.

TWB will allow the following data records to be collected at a collection occasion:

- [TWB Plan](#)
- [TWB NI](#)
- [K10+ Measure](#) or [K5 Measure](#) in the case of Aboriginal and Torres Strait Islander clients
- [WHO-5 Measure](#)
- [SIDAS Measure](#)

See [Collection Occasion](#) data elements.

## Identifier Management

TWB is an extension of the Primary Mental Health Care Minimum Data Set (PMHC MDS); the current PMHC MDS Identifier Management rules apply. These are available to be viewed at <https://docs.pmhc-mds.com/data-specification/identifier-management.html>.

### Managing Keys

The [TWB Critical Incident Key](#), [TWB Recommendation Out Key](#), [Collection Occasion Key](#) and [Measure Key](#) will be created and managed by Provider Organisations.

The PMHC MDS specification requires each of these keys to be unique and stable at the Provider Organisation level. See above links for the specification requirements for these data elements:

Each record needs to be assigned a unique key in order to facilitate adding/updating/deleting each item when uploading/entering data. These keys will be created and managed by the Provider Organisation.

Where data is being exported from client systems, these keys can be auto generated, providing that a key does not change once it is assigned.

### Managing PMHC MDS Episode Key

Each TWB Episode record needs to record the corresponding [PMHC MDS episode key](#) in order to link it to an existing episode within the PMHC data and facilitate adding/updating/deleting each item when uploading/entering TWB data.

See below links for the specification requirements for these data elements:

- [Episode Key](#)

### Identifying TWB-Episode data records

To enable the PMHC MDS to add a TWB-Episode record to a PMHC Episode, the '**!wayback**' tag must be included on the 'Tags' field of all TWB-Episode data records. If not included, the system will automatically include it.

For users inputting data through the PMHC-MDS data entry interface adding this tag will enable the additional TWB specific data entry elements.

For users uploading data where the tag is not included but the upload includes the additional TWB fields, the system will automatically add the tag.

## Data Model and Specifications

TWB is an extension of the Primary Mental Health Care Minimum Data Set (PMHC MDS); the current PMHC MDS Data model and specification rules may apply. These are available to be viewed at <https://docs.pmhc-mds.com/data-specification/index.html>.

Data model

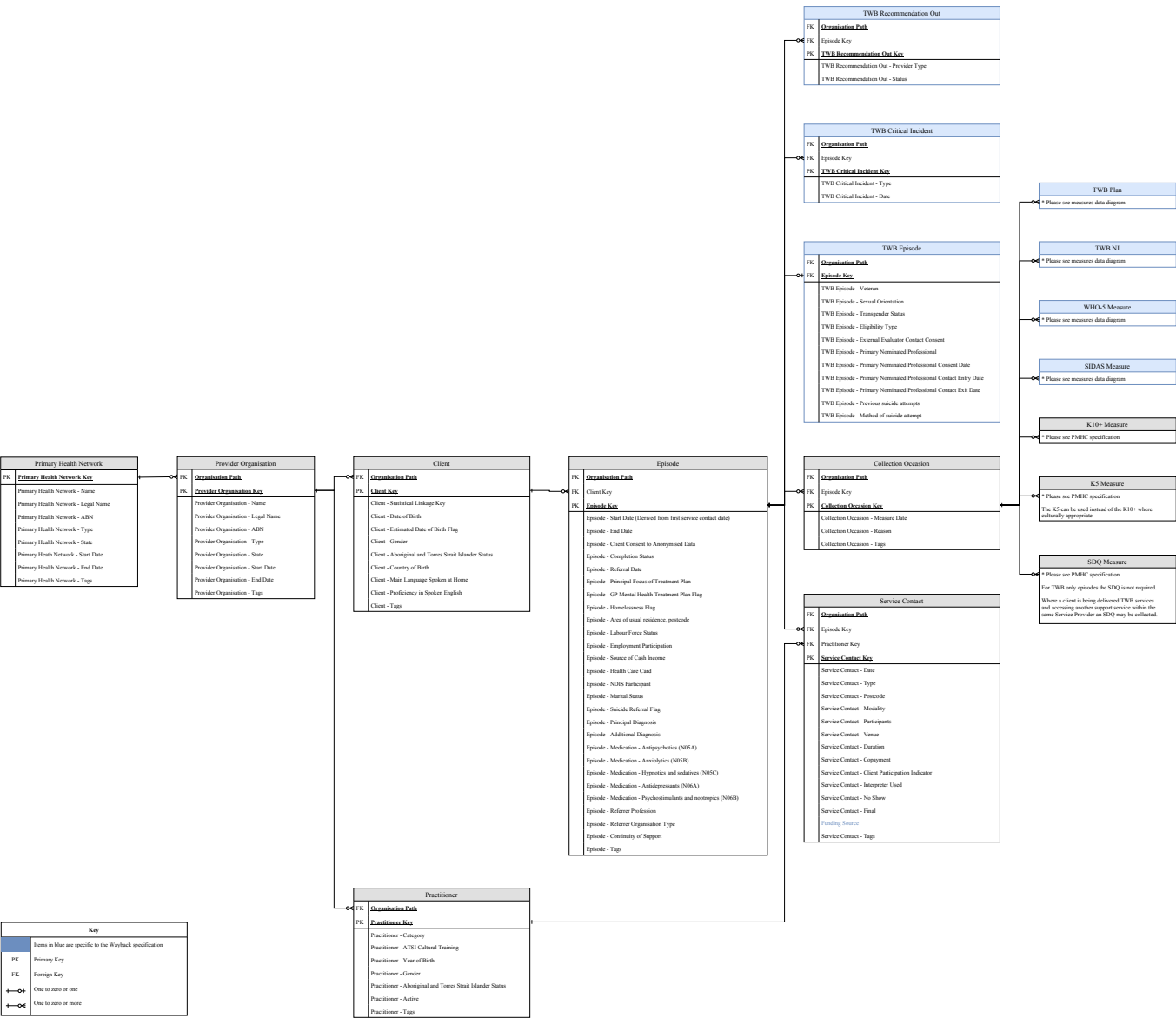


Fig. 1 TWB data model within the PMHC MDS

Note: TWB Collection Occasion data model for more details about Collection Occasion records.

Key	
	Items in blue are specific to the Wayback specification
PK	Primary Key
FK	Foreign Key
+○+	One to zero or one
+○∞	One to zero or more

K10+ Measure	
FK	<u>Organisation Path</u>
FK	Collection Occasion Key
PK	<u>Measure Key</u>
	K10+ Measure - Question 1 Score
	K10+ Measure - Question 2 Score
	K10+ Measure - Question 3 Score
	K10+ Measure - Question 4 Score
	K10+ Measure - Question 5 Score
	K10+ Measure - Question 6 Score
	K10+ Measure - Question 7 Score
	K10+ Measure - Question 8 Score
	K10+ Measure - Question 9 Score
	K10+ Measure - Question 10 Score
	K10+ Measure - Question 11 Score
	K10+ Measure - Question 12 Score
	K10+ Measure - Question 13 Score
	K10+ Measure - Question 14 Score
	K10+ Measure - Total Score
	K10+ Measure - Tags

K5 Measure	
FK	<u>Organisation Path</u>
FK	Collection Occasion Key
PK	<u>Measure Key</u>
	K5 Measure - Question 1 Score
	K5 Measure - Question 2 Score
	K5 Measure - Question 3 Score
	K5 Measure - Question 4 Score
	K5 Measure - Question 5 Score
	K5 Measure - Total Score
	K5 Measure - Tags

TWB Plan	
FK	<u>Organisation Path</u>
FK	Collection Occasion Key
PK	<u>TWB Plan Key</u>
	TWB Plan - Plan Type
	TWB Plan - Tags

TWB NI	
FK	<u>Organisation Path</u>
FK	Collection Occasion Key
PK	<u>TWB NI Key</u>
	TWB NI - NI Type
	TWB NI - Tags

Collection Occasion	
FK	<u>Organisation Path</u>
FK	Episode Key
PK	<u>Collection Occasion Key</u>
	Collection Occasion - Date
	Collection Occasion - Reason
	Collection Occasion - Tags

WHO-5 Measure	
FK	<u>Organisation Path</u>
FK	Collection Occasion Key
PK	<u>Measure Key</u>
	WHO-5 Measure - Question 1 Score
	WHO-5 Measure - Question 2 Score
	WHO-5 Measure - Question 3 Score
	WHO-5 Measure - Question 4 Score
	WHO-5 Measure - Question 5 Score
	WHO-5 Measure - Tags

SIDAS Measure	
FK	<u>Organisation Path</u>
FK	Collection Occasion Key
PK	<u>Measure Key</u>
	SIDAS Measure - Question 1 Score
	SIDAS Measure - Question 2 Score
	SIDAS Measure - Question 3 Score
	SIDAS Measure - Question 4 Score
	SIDAS Measure - Question 5 Score
	SIDAS Measure - Tags



**Note:** See [TWB data model within the PMHC MDS](#) for more details about how Collection Occasion records fit into the overall structure.

## Record Formats

### PMHC MDS Record formats

As TWB is an extension of the Primary Mental Health Care Minimum Data Set (PMHC MDS), the current PMHC MDS Data model and specification record formats are available to be viewed at <https://docs.pmhc-mds.com/data-specification/data-model-and-specifications.html#record-formats>.

The following data items have TWB business rules:

#### Episode

##### Episode - Additional Diagnosis

For TWB only episodes the response 000: *No additional Diagnosis* must be used.

Where a client is being delivered TWB services and accessing another support service within the same Service Provider the [full range of Additional Diagnosis responses](#) allowed for standard PMHC MDS episodes is available.

##### Episode - Medication - Antidepressants (N06A)

For TWB only episodes the response 9: *Unknown* must be used.

Where a client is being delivered TWB services and accessing another support service within the same Service Provider the [full range Medication - Antidepressants \(N06A\) of responses](#) allowed for standard PMHC MDS episodes is available.

##### Episode - Medication - Antipsychotics (N05A)

For TWB only episodes the response 9: *Unknown* must be used.

Where a client is being delivered TWB services and accessing another support service within the same Service Provider the [full range Medication - Antipsychotics \(N05A\) of responses](#) allowed for standard PMHC MDS episodes is available.

##### Episode - Medication - Anxiolytics (N05B)

For TWB only episodes the response 9: *Unknown* must be used.

Where a client is being delivered TWB services and accessing another support service within the same Service Provider the [full range Medication - Anxiolytics \(N05B\) of responses](#) allowed for standard PMHC MDS episodes is available.

##### Episode - Medication - Hypnotics and sedatives (N05C)

For TWB only episodes the response 9: *Unknown* must be used.

Where a client is being delivered TWB services and accessing another support service within the same Service Provider the [full range Medication - Hypnotics and sedatives \(N05C\) of responses](#) allowed for standard PMHC MDS episodes is available.

### **Episode - Medication - Psychostimulants and nootropics (N06B)**

For TWB only episodes the response 9: *Unknown* must be used.

Where a client is being delivered TWB services and accessing another support service within the same Service Provider the [full range of Medication - Psychostimulants and nootropics \(N06B\) responses](#) allowed for standard PMHC MDS episodes is available.

### **Episode - Principal Focus of Treatment Plan**

For TWB only episodes the following value must be used:

### **8 - Psychosocial support**

Episodes of care should be classified as Psychosocial Support (code 8) where the treatment plan for the client is primarily based around the delivery of psychosocial support services. Psychosocial support services are defined for PMHC MDS purposes as services that focus on building capacity and stability in one or more of the following areas:

- social skills and friendships, family connections;
- managing daily living needs;
- financial management and budgeting;
- finding and maintaining a home;
- vocational skills and goals, including volunteering;
- educational and training goals;
- maintaining physical wellbeing, including exercise;
- building broader life skills including confidence and resilience.

These services are usually delivered by a range of non-clinical providers including peer support workers with lived experience of mental illness

Services delivered to clients receiving episodes of care classified as Psychosocial Support may receive the full range of services as described in the Service Contact Type data item, for example, assessment, care coordination and so forth. However, in general, where the Principal Focus of Treatment Plan is coded as Psychosocial Support there should be an expectation that the majority of services provided will be of a psychosocial support nature. Further details on the relationship between the episode of care concept and service contacts is available at <https://docs.pmhc-mds.com/faqs/concepts-processes/data-definitions.html#episode-one-at-a-time>

PHNs may wish to advise specific commissioned organisations solely funded from their Psychosocial Support Schedule that all episodes of care should be coded as Psychosocial Support, or leave it to the discretion of service providers.

Clients who are recorded as NDIS recipients would not usually be recorded as receiving a Psychosocial Support episode of care. The National Psychosocial Support guidance material states explicitly that these services are designed for individuals who have significant psychosocial disability but do not meet NDIS eligibility criteria.

Episodes of care delivered to individuals who are recorded as Continuity of Support clients (see below) may be reported as Psychosocial Support.

Where a client is being delivered TWB services and accessing another support service within the same Service Provider the [full range of Principal Focus of Treatment Plan responses](#) allowed for standard PMHC MDS episodes is available. The 8: *Psychosocial Support* response has been removed from the Principal Focus of Treatment Plan in PMHC MDS Version 4.0 even though it is an allowed value in the TWB extension for TWB only episodes.

**TWB Record formats**

The Way Back adds the following records on top of PMHC MDS current specifications:

- See [TWB-Episode data specifications](#) for Individual Services Data.
- See [TWB-Critical Incident data specifications](#) for Critical Incident Data.
- See [TWB-Recommendation Out data specifications](#) for Recommendation Out Data.
- See [Collection Occasion data specifications](#) for Collection Occasions.
- See [TWB-Plan data specifications](#) for Plan Data.
- See [TWB-NI data specifications](#) for Needs Identification Data.
- See [K10+ Measure data specifications](#).
- See [K5 Measure data specifications](#).
- See [WHO-5 Measure data specifications](#).
- See [SIDAS Measure data specifications](#).
- See [Service Contact data specifications](#) for Service Contact Data.

When uploading PMHC clients at the same time as TWB clients, the following records will also need to be supplied. **NB.** These record specifications are different to the standard PMHC specifications. The TWB upload format separates collection occasion data into a separate Collection Occasion worksheet so that multiple measures can be collected at a single collection occasion. The TWB upload format aligns with a future PMHC MDS Version 3.0 file format. No date has been set for the release of the PMHC MDS Version 3.0 upload file format.

- See [SDQ Measure data specifications](#).

**Metadata**

The Metadata table must be included in file uploads in order to identify the type and version of the uploaded data.

*Table 1 Metadata record layout*

Data Element (Field Name)	Type (min,max)	Required	Format / Values
<a href="#">Key</a> (key)	string	yes	A metadata key name.
<a href="#">Value</a> (value)	string	yes	The metadata value.

For this version of the specification the required content is shown in the following table:

key	value
type	WAYBACK
version	3

## Provider Organisation

Same as standard [PMHC MDS Provider Organisation](#).

---

## Practitioner

Same as standard [PMHC MDS Practitioner](#).

---

## Client

Same as standard [PMHC MDS Client](#).

---

## Episode

Same as standard [PMHC MDS Episode](#).

---

## TWB Episode

See [Episode](#) for definition of an episode.

TWB Episodes are managed by the provider organisations via upload or data entry.

*Table 2 TWB Episode record layout*

Data Element (Field Name)	Type (min,max)	Required	Format / Values
<a href="#">Organisation Path</a> (organisation_path)	string	yes	A sequence of colon separated Organisation Keys that fully specifies the Provider Organisation providing a service to the client.
<a href="#">Episode Key</a> (episode_key)	string (2,50)	yes	This is a number or code assigned to each PMHC MDS episode. The Episode Key is unique and stable for each episode at the level of the organisation. This key must link to an existing episode within the PMHC MDS.
<a href="#">TWB Episode - Veteran</a> (twb_veteran)	string	yes	<b>1:</b> Identifies as a veteran <b>2:</b> Does not identify as a veteran <b>9:</b> Not stated/ Inadequately described

Data Element (Field Name)	Type (min,max)	Required	Format / Values
<a href="#">TWB Episode - Sexual Orientation</a> (twb_sexual_orientation)	string	yes	1: Straight or heterosexual 2: Lesbian, gay or homosexual 3: Bisexual or pansexual 4: Asexual 5: Questioning 6: Other 9: Not stated
<a href="#">TWB Episode - Transgender Status</a> (twb_transgender_status)	string	yes	1: Yes 2: No 3: Does not want to disclose 9: Not stated / Unknown
<a href="#">TWB Episode - Intersex Status</a> (twb_intersex_status)	string	yes	1: Yes 2: No 3: Does not want to disclose 9: Not stated / Unknown
<a href="#">TWB Episode - Eligibility Type</a> (twb_eligibility_type)	string	yes	1: Primary Criteria 2: Secondary Criteria 98: Other 99: Not stated/ Inadequately described
<a href="#">TWB Episode - External Evaluator Contact Consent</a> (twb_external_evaluator_contact_consent)	string	yes	1: Consented to be contacted by external evaluators 2: Not consented to be contacted by external evaluators 9: Not stated/ Inadequately described
<a href="#">TWB Episode - Primary Nominated Professional</a> (twb_primary_nominated_professional)	string	yes	1: Aboriginal and Torres Strait Islander Health Practice 2: Medical 3: Nursing and Midwifery 4: Occupational Therapy 5: Psychology 6: Mental Health Social Worker 98: Other 99: No one nominated

Data Element (Field Name)	Type (min,max)	Required	Format / Values
<a href="#">TWB Episode - Primary Nominated Professional Consent Date</a> (twb_primary_nominated_professional_consent_date)	date	yes	The date that the client consented to having their Primary Nominated Professional contacted.
<a href="#">TWB Episode - Primary Nominated Professional Contact Entry Date</a> (twb_primary_nominated_professional_contact_entry_date)	date	yes	The date that the client's Primary Nominated Professional was contacted after entry.
<a href="#">TWB Episode - Primary Nominated Professional Contact Exit Date</a> (twb_primary_nominated_professional_contact_exit_date)	date	yes	The date that the client's Primary Nominated Professional was contacted after client's exit.
<a href="#">TWB Episode - Previous suicide attempts</a> (twb_previous_suicide_attempts)	string	yes	1: No 2: Previous attempt(s) made in the past 12 months 3: Previous attempt(s) made prior to the last 12 months 4: Previous attempts made both within and prior to the last 12 months 7: Not known 9: Not stated/ Inadequately described
<a href="#">TWB Episode - Method of suicide attempt</a> (twb_method_of_suicide_attempt)	string	yes	1: Intentional self-poisoning 2: Intentional self-harm by hanging, strangulation and suffocation 3: Intentional self-harm by drowning and submersion 4: Intentional self-harm by sharp object 5: Intentional self-harm by Firearm 6: Intentional self-harm by jumping from a high place 98: Other 99: Not stated/ Inadequately described

## TWB-Critical Incident

Critical Incidents are managed by the provider organisations via upload or data entry.

Table 3 Critical Incident record layout

Data Element (Field Name)	Type (min,max)	Required	Format / Values
<a href="#">Organisation Path</a> (organisation_path)	string	yes	A sequence of colon separated Organisation Keys that fully specifies the Provider Organisation providing a service to the client.
<a href="#">TWB Critical Incident Key</a> (twb_critical_incident_key)	string (2,50)	yes	This is a number or code assigned to each critical incident. The Critical Incident Key is unique and stable for each Critical Incident at the level of the organisation.
<a href="#">Episode Key</a> (episode_key)	string (2,50)	yes	This is a number or code assigned to each PMHC MDS episode. The Episode Key is unique and stable for each episode at the level of the organisation. This key must link to an existing episode within the PMHC MDS.
<a href="#">TWB Critical Incident - Type</a> (twb_critical_incident_type)	string	yes	<b>1:</b> Suicide attempt of an active client <b>2:</b> Suicide death of an active client <b>3:</b> Death by other cause of an active client <b>9:</b> Not stated/Inadequately described
<a href="#">TWB Critical Incident - Date</a> (twb_critical_incident_date)	date	yes	The date the critical incident was reported to the Service Provider.

## TWB-Recommendation Out

Recommendation Outs are managed by the provider organisations via upload or data entry.

Table 4 Recommendation Out record layout

Data Element (Field Name)	Type (min,max)	Required	Format / Values
<a href="#">Organisation Path</a> (organisation_path)	string	yes	A sequence of colon separated Organisation Keys that fully specifies the Provider Organisation providing a service to the client.
<a href="#">TWB Recommendation Out Key</a> (twb_recommendation_out_key)	string (2,50)	yes	This is a number or code assigned to each recommendation out. The Recommendation Out Key is unique and stable for each recommendation out at the level of the organisation.
<a href="#">Episode Key</a> (episode_key)	string (2,50)	yes	This is a number or code assigned to each PMHC MDS episode. The Episode Key is unique and stable for each episode at the level of the organisation. This key must link to an existing episode within the PMHC MDS.

Data Element (Field Name)	Type (min,max)	Required	Format / Values
<p>TWB Recommendation Out - Provider Type (twb_recommendation_out_provider_type)</p>	string	yes	<p>1: GP/Medical Practitioner  2: Hospital  3: Psychiatric/mental health service or facility  4: Alcohol and other drug treatment service  5: Other community/health care service  6: Correctional service  7: Police diversion  8: Court diversion  9: Legal service  10: Child protection agency  11: Community support groups/agencies  12: Centrelink or employment service  13: Housing and homelessness service  14: Telephone &amp; online services/referral agency e.g. direct line  15: Disability support service  16: Aged care facility/service  17: Immigration department or asylum seeker/refugee support service  18: School/other education or training institution  19: Community based Drug and Alcohol Service  20: Youth service (non-AOD)  21: Indigenous service (non-AOD)  22: Extended care/rehabilitation facility  23: Palliative care service  24: Police (not diversion)  25: Public dental provider - community dental agency  26: Dental Hospital  27: Private Dental Provider  28: Early childhood service  29: Maternal and Child Health Service  30: Community nursing service  31: Emergency relief  32: Family support service (excl family violence)  33: Family violence service  34: Gambling support service  35: Maternity services  36: Peer support/self-help group  37: Private allied health provider  38: Sexual Assault service  39: Financial counsellor  40: Sexual health service  41: Medical specialist  97: No Recommendation  98: Other  99: Not stated/Inadequately described</p>



Data Element (Field Name)	Type (min,max)	Required	Format / Values
<a href="#">TWB Recommendation Out - Status</a> (twb_recommendation_out_status)	string	yes	<b>1:</b> Client declined to take up recommendation <b>2:</b> Service commenced <b>3:</b> Service completed <b>4:</b> Waitlisted <b>5:</b> Client deceased prior to service commencement <b>98:</b> Other <b>99:</b> Not stated/Inadequately described

## Service Contact

See [Service Contact](#) for definition of a service-contact.

Service Contacts are managed by the provider organisations via upload or data entry.

TWB adds an extra field [Service Contact - Funding Source](#) to the standard PMHC Service Contact.

*Table 5 Service Contact record layout*

Data Element (Field Name)	Type (min,max)	Required	Format / Values
<a href="#">Organisation Path</a> (organisation_path)	string	yes	A sequence of colon separated Organisation Keys that fully specifies the Provider Organisation providing a service to the client.
<a href="#">Service Contact Key</a> (service_contact_key)	string (2,50)	yes	This is a number or code assigned to each service contact. The Service Contact Key is unique and stable for each service contact at the level of the organisation.
<a href="#">Episode Key</a> (episode_key)	string (2,50)	yes	This is a number or code assigned to each episode. The Episode Key is unique and stable for each episode at the level of the organisation.
<a href="#">Practitioner Key</a> (practitioner_key)	string (2,50)	yes	A unique identifier for a practitioner within the provider organisation.
<a href="#">Service Contact - Date</a> (service_contact_date) METeOR: <a href="#">494356</a>	date	yes	The date of each mental health service contact between a health service provider and patient/client.
<a href="#">Service Contact - Type</a> (service_contact_type)	string	yes	<b>0:</b> No contact took place <b>1:</b> Assessment <b>2:</b> Structured psychological intervention <b>3:</b> Other psychological intervention <b>4:</b> Clinical care coordination/liaison <b>5:</b> Clinical nursing services <b>6:</b> Child or youth specific assistance NEC <b>7:</b> Suicide prevention specific assistance NEC <b>8:</b> Cultural specific assistance NEC <b>9:</b> Psychosocial support

Data Element (Field Name)	Type (min,max)	Required	Format / Values
<a href="#">Service Contact - Postcode</a> (service_contact_postcode) METeOR: <a href="#">429894</a>	string	yes	The Australian postcode where the service contact took place.
<a href="#">Service Contact - Modality</a> (service_contact_modality)	string	yes	<b>0:</b> No contact took place <b>1:</b> Face to Face <b>2:</b> Telephone <b>3:</b> Video <b>4:</b> Internet-based
<a href="#">Service Contact - Participants</a> (service_contact_participants)	string	yes	<b>1:</b> Individual client <b>2:</b> Client group <b>3:</b> Family / Client Support Network <b>4:</b> Other health professional or service provider <b>5:</b> Other <b>9:</b> Not stated
<a href="#">Service Contact - Venue</a> (service_contact_venue)	string	yes	<b>1:</b> Client's Home <b>2:</b> Service provider's office <b>3:</b> GP Practice <b>4:</b> Other medical practice <b>5:</b> Headspace Centre <b>6:</b> Other primary care setting <b>7:</b> Public or private hospital <b>8:</b> Residential aged care facility <b>9:</b> School or other educational centre <b>10:</b> Client's Workplace <b>11:</b> Other <b>12:</b> Aged care centre - non-residential <b>98:</b> Not applicable (Service Contact Modality is not face to face) <b>99:</b> Not stated
<a href="#">Service Contact - Duration</a> (service_contact_duration)	string	yes	<b>0:</b> No contact took place <b>1:</b> 1-15 mins <b>2:</b> 16-30 mins <b>3:</b> 31-45 mins <b>4:</b> 46-60 mins <b>5:</b> 61-75 mins <b>6:</b> 76-90 mins <b>7:</b> 91-105 mins <b>8:</b> 106-120 mins <b>9:</b> over 120 mins
<a href="#">Service Contact - Copayment</a> (service_contact_copayment)	number	yes	0 - 999999.99
<a href="#">Service Contact - Client Participation Indicator</a> (service_contact_participation_indicator) METeOR: <a href="#">494341</a>	string	yes	<b>1:</b> Yes <b>2:</b> No

Data Element (Field Name)	Type (min,max)	Required	Format / Values
<a href="#">Service Contact - Interpreter Used</a> (service_contact_interpreter)	string	yes	1: Yes 2: No 9: Not stated
<a href="#">Service Contact - No Show</a> (service_contact_no_show)	string	yes	1: Yes 2: No
<a href="#">Service Contact - Final</a> (service_contact_final)	string	yes	1: No further services are planned for the client in the current episode 2: Further services are planned for the client in the current episode 3: Not known at this stage
<a href="#">Service Contact - Funding Source</a> (funding_source)	string	yes	0: PHN funded 7: TWB
<a href="#">Service Contact - Tags</a> (service_contact_tags)	string	—	List of tags for the service contact.

## Collection Occasion

See [Collection Occasion](#) for definition of a collection occasion.

Collection occasions are managed by the provider organisations via upload or data entry.

*Table 6 Collection Occasions record layout*

Data Element (Field Name)	Type (min,max)	Required	Format / Values
<a href="#">Organisation Path</a> (organisation_path)	string	yes	A sequence of colon separated Organisation Keys that fully specifies the Provider Organisation providing a service to the client.
<a href="#">Collection Occasion Key</a> (collection_occasion_key)	string (2,50)	yes	This is a number or code assigned to each collection occasion of service activities. The Collection Occasion Key is unique and stable for each collection occasion at the level of the organisation.
<a href="#">Episode Key</a> (episode_key)	string (2,50)	yes	This is a number or code assigned to each PMHC MDS episode. The Episode Key is unique and stable for each episode at the level of the organisation. This key must link to an existing episode within the PMHC MDS.
<a href="#">Collection Occasion - Date</a> (collection_occasion_date)	date	yes	The date of the collection occasion.
<a href="#">Collection Occasion - Reason</a> (reason_for_collection)	string	yes	1: Episode start 2: Review 3: Episode end
<a href="#">Collection Occasion - Tags</a> (collection_occasion_tags)	string	—	List of tags for the collection occasion.

## TWB Plan

Table 7 TWB Plan record layout

Data Element (Field Name)	Type (min,max)	Required	Format / Values
<a href="#">Organisation Path</a> (organisation_path)	string	yes	A sequence of colon separated Organisation Keys that fully specifies the Provider Organisation providing a service to the client.
<a href="#">TWB Plan Key</a> (twb_plan_key)	string (2,50)	yes	This is a number or code assigned to each instance of a TWB Plan. The TWB Plan Key is unique and stable for each instance of a measure at the level of the organisation.
<a href="#">Collection Occasion Key</a> (collection_occasion_key)	string (2,50)	yes	This is a number or code assigned to each collection occasion of service activity. The Collection Occasion Key is unique and stable for each collection occasion at the level of the organisation.
<a href="#">TWB Plan - Plan Type</a> (twb_plan_type)	string	yes	<b>1:</b> Safety <b>2:</b> Support
<a href="#">TWB Plan - Tags</a> (twb_plan_tags)	string	—	List of tags for the collection occasion.

## TWB NI

Table 8 TWB NI record layout

Data Element (Field Name)	Type (min,max)	Required	Format / Values
<a href="#">Organisation Path</a> (organisation_path)	string	yes	A sequence of colon separated Organisation Keys that fully specifies the Provider Organisation providing a service to the client.
<a href="#">TWB NI Key</a> (twb_ni_key)	string (2,50)	yes	This is a number or code assigned to each instance of a TWB NI. The TWB NI Key is unique and stable for each instance of a TWB NI at the level of the organisation.
<a href="#">Collection Occasion Key</a> (collection_occasion_key)	string (2,50)	yes	This is a number or code assigned to each collection occasion of service activity. The Collection Occasion Key is unique and stable for each collection occasion at the level of the organisation.

Data Element (Field Name)	Type (min,max)	Required	Format / Values
<a href="#">TWB NI - Type</a> (twb_ni_type)	string	yes	1: Health (Physical) 2: Self-esteem 3: Mental Health Condition 4: Home 5: Education/Employment 6: Sexual/Physical/Emotional Abuse 7: Marital/De facto Relationship 8: Financial Problems 9: Sexual Identity/Orientation 10: Sense of Self 11: Loss of Hope 12: Drugs/Alcohol 13: Family History Mental Health Problems 14: Family History Suicide /Attempt 15: Other knowledge of suicide 16: Grief and Loss 17: Social support/sense of belonging 18: Coping/problem solving ability 19: Cultural identity 20: Child rearing or care taking responsibilities 21: Help-seeking behaviour 22: Religion 23: Self Care 24: Daily Structure 98: Other 99: Not stated/Inadequately described  Multiple space separated values allowed
<a href="#">TWB NI - Tags</a> (twb_ni_tags)	string	—	List of tags for the collection occasion.

## K10+ Measure

For TWB, either the K10+ needs to be supplied or in the case of Aboriginal and Torres Strait Islander clients the K5 can be supplied instead.

**Please note:** The format for reporting the K10+ in TWB uploads is different than for standard PMHC MDS as explained at [Files or worksheets to upload](#).

Table 9 K10+ record layout

Data Element (Field Name)	Type (min,max)	Required	Format / Values
<a href="#">Organisation Path</a> (organisation_path)	string	yes	A sequence of colon separated Organisation Keys that fully specifies the Provider Organisation providing a service to the client.
<a href="#">Measure Key</a> (measure_key)	string (2,50)	yes	This is a number or code assigned to each instance of a measure. The Measure Key is unique and stable for each instance of a measure at the level of the organisation.
<a href="#">Collection Occasion Key</a> (collection_occasion_key)	string (2,50)	yes	This is a number or code assigned to each collection occasion of service activity. The Collection Occasion Key is unique and stable for each collection occasion at the level of the organisation.

Data Element (Field Name)	Type (min,max)	Required	Format / Values
<a href="#">K10+ - Question 1</a> (k10p_item1)	string	yes	1: None of the time 2: A little of the time 3: Some of the time 4: Most of the time 5: All of the time 9: Not stated / Missing
<a href="#">K10+ - Question 2</a> (k10p_item2)	string	yes	1: None of the time 2: A little of the time 3: Some of the time 4: Most of the time 5: All of the time 9: Not stated / Missing
<a href="#">K10+ - Question 3</a> (k10p_item3)	string	yes	1: None of the time 2: A little of the time 3: Some of the time 4: Most of the time 5: All of the time 9: Not stated / Missing
<a href="#">K10+ - Question 4</a> (k10p_item4)	string	yes	1: None of the time 2: A little of the time 3: Some of the time 4: Most of the time 5: All of the time 9: Not stated / Missing
<a href="#">K10+ - Question 5</a> (k10p_item5)	string	yes	1: None of the time 2: A little of the time 3: Some of the time 4: Most of the time 5: All of the time 9: Not stated / Missing
<a href="#">K10+ - Question 6</a> (k10p_item6)	string	yes	1: None of the time 2: A little of the time 3: Some of the time 4: Most of the time 5: All of the time 9: Not stated / Missing
<a href="#">K10+ - Question 7</a> (k10p_item7)	string	yes	1: None of the time 2: A little of the time 3: Some of the time 4: Most of the time 5: All of the time 9: Not stated / Missing

Data Element (Field Name)	Type (min,max)	Required	Format / Values
<a href="#">K10+ - Question 8</a> (k10p_item8)	string	yes	1: None of the time 2: A little of the time 3: Some of the time 4: Most of the time 5: All of the time 9: Not stated / Missing
<a href="#">K10+ - Question 9</a> (k10p_item9)	string	yes	1: None of the time 2: A little of the time 3: Some of the time 4: Most of the time 5: All of the time 9: Not stated / Missing
<a href="#">K10+ - Question 10</a> (k10p_item10)	string	yes	1: None of the time 2: A little of the time 3: Some of the time 4: Most of the time 5: All of the time 9: Not stated / Missing
<a href="#">K10+ - Question 11</a> (k10p_item11)	integer	yes	0 - 28, 99 = Not stated / Missing
<a href="#">K10+ - Question 12</a> (k10p_item12)	integer	yes	0 - 28, 99 = Not stated / Missing
<a href="#">K10+ - Question 13</a> (k10p_item13)	integer	yes	0 - 89, 99 = Not stated / Missing
<a href="#">K10+ - Question 14</a> (k10p_item14)	string	yes	1: None of the time 2: A little of the time 3: Some of the time 4: Most of the time 5: All of the time 9: Not stated / Missing
<a href="#">K10+ - Score</a> (k10p_score)	integer	yes	10 - 50, 99 = Not stated / Missing
<a href="#">K10+ - Tags</a> (k10p_tags)	string	—	List of tags for the collection occasion.

## K5 Measure

For TWB, either the K10+ needs to be supplied or in the case of Aboriginal and Torres Strait Islander clients the K5 can be supplied instead.

**Please note:** The format for reporting the K5 in TWB uploads is different than for standard PMHC MDS as explained at [Files or worksheets to upload](#).

Table 10 K5 record layout

Data Element (Field Name)	Type (min,max)	Required	Format / Values
<a href="#">Organisation Path</a> (organisation_path)	string	yes	A sequence of colon separated Organisation Keys that fully specifies the Provider Organisation providing a service to the client.
<a href="#">Measure Key</a> (measure_key)	string (2,50)	yes	This is a number or code assigned to each instance of a measure. The Measure Key is unique and stable for each instance of a measure at the level of the organisation.
<a href="#">Collection Occasion Key</a> (collection_occasion_key)	string (2,50)	yes	This is a number or code assigned to each collection occasion of service activity. The Collection Occasion Key is unique and stable for each collection occasion at the level of the organisation.
<a href="#">K5 - Question 1</a> (k5_item1)	string	yes	1: None of the time 2: A little of the time 3: Some of the time 4: Most of the time 5: All of the time 9: Not stated / Missing
<a href="#">K5 - Question 2</a> (k5_item2)	string	yes	1: None of the time 2: A little of the time 3: Some of the time 4: Most of the time 5: All of the time 9: Not stated / Missing
<a href="#">K5 - Question 3</a> (k5_item3)	string	yes	1: None of the time 2: A little of the time 3: Some of the time 4: Most of the time 5: All of the time 9: Not stated / Missing
<a href="#">K5 - Question 4</a> (k5_item4)	string	yes	1: None of the time 2: A little of the time 3: Some of the time 4: Most of the time 5: All of the time 9: Not stated / Missing
<a href="#">K5 - Question 5</a> (k5_item5)	string	yes	1: None of the time 2: A little of the time 3: Some of the time 4: Most of the time 5: All of the time 9: Not stated / Missing
<a href="#">K5 - Score</a> (k5_score)	integer	yes	5 - 25, 99 = Not stated / Missing
<a href="#">K5 - Tags</a> (k5_tags)	string	—	List of tags for the collection occasion.



## SDQ Measure

For TWB only episodes the SDQ is not required.

Where a client is being delivered TWB services and accessing another support service within the same Service Provider an SDQ may be collected.

**Please note:** The format for reporting the SDQ in TWB uploads is different than for standard PMHC MDS as explained at [Files or worksheets to upload](#).

*Table 11 SDQ record layout*

Data Element (Field Name)	Type (min,max)	Required	Format / Values
<a href="#">Organisation Path</a> (organisation_path)	string	yes	A sequence of colon separated Organisation Keys that fully specifies the Provider Organisation providing a service to the client.
<a href="#">Measure Key</a> (measure_key)	string (2,50)	yes	This is a number or code assigned to each instance of a measure. The Measure Key is unique and stable for each instance of a measure at the level of the organisation.
<a href="#">Collection Occasion Key</a> (collection_occasion_key)	string (2,50)	yes	This is a number or code assigned to each collection occasion of service activity. The Collection Occasion Key is unique and stable for each collection occasion at the level of the organisation.
<a href="#">SDQ Collection Occasion - Version</a> (sdq_version)	string	yes	<b>PC101:</b> Parent Report Measure 4-10 yrs, Baseline version, Australian Version 1 <b>PC201:</b> Parent Report Measure 4-10 yrs, Follow Up version, Australian Version 1 <b>PY101:</b> Parent Report Measure 11-17 yrs, Baseline version, Australian Version 1 <b>PY201:</b> Parent Report Measure 11-17 yrs, Follow Up version, Australian Version 1 <b>YR101:</b> Self report Version, 11-17 years, Baseline version, Australian Version 1 <b>YR201:</b> Self report Version, 11-17 years, Follow Up version, Australian Version 1
<a href="#">SDQ - Question 1</a> (sdq_item1)	string	yes	<b>0:</b> Not True <b>1:</b> Somewhat True <b>2:</b> Certainly True <b>7:</b> Unable to rate (insufficient information) <b>9:</b> Not stated / Missing
<a href="#">SDQ - Question 2</a> (sdq_item2)	string	yes	<b>0:</b> Not True <b>1:</b> Somewhat True <b>2:</b> Certainly True <b>7:</b> Unable to rate (insufficient information) <b>9:</b> Not stated / Missing

Data Element (Field Name)	Type (min,max)	Required	Format / Values
<a href="#">SDQ - Question 3</a> (sdq_item3)	string	yes	0: Not True 1: Somewhat True 2: Certainly True 7: Unable to rate (insufficient information) 9: Not stated / Missing
<a href="#">SDQ - Question 4</a> (sdq_item4)	string	yes	0: Not True 1: Somewhat True 2: Certainly True 7: Unable to rate (insufficient information) 9: Not stated / Missing
<a href="#">SDQ - Question 5</a> (sdq_item5)	string	yes	0: Not True 1: Somewhat True 2: Certainly True 7: Unable to rate (insufficient information) 9: Not stated / Missing
<a href="#">SDQ - Question 6</a> (sdq_item6)	string	yes	0: Not True 1: Somewhat True 2: Certainly True 7: Unable to rate (insufficient information) 9: Not stated / Missing
<a href="#">SDQ - Question 7</a> (sdq_item7)	string	yes	0: Not True 1: Somewhat True 2: Certainly True 7: Unable to rate (insufficient information) 9: Not stated / Missing
<a href="#">SDQ - Question 8</a> (sdq_item8)	string	yes	0: Not True 1: Somewhat True 2: Certainly True 7: Unable to rate (insufficient information) 9: Not stated / Missing
<a href="#">SDQ - Question 9</a> (sdq_item9)	string	yes	0: Not True 1: Somewhat True 2: Certainly True 7: Unable to rate (insufficient information) 9: Not stated / Missing
<a href="#">SDQ - Question 10</a> (sdq_item10)	string	yes	0: Not True 1: Somewhat True 2: Certainly True 7: Unable to rate (insufficient information) 9: Not stated / Missing

Data Element (Field Name)	Type (min,max)	Required	Format / Values
<a href="#">SDQ - Question 11</a> (sdq_item11)	string	yes	0: Not True 1: Somewhat True 2: Certainly True 7: Unable to rate (insufficient information) 9: Not stated / Missing
<a href="#">SDQ - Question 12</a> (sdq_item12)	string	yes	0: Not True 1: Somewhat True 2: Certainly True 7: Unable to rate (insufficient information) 9: Not stated / Missing
<a href="#">SDQ - Question 13</a> (sdq_item13)	string	yes	0: Not True 1: Somewhat True 2: Certainly True 7: Unable to rate (insufficient information) 9: Not stated / Missing
<a href="#">SDQ - Question 14</a> (sdq_item14)	string	yes	0: Not True 1: Somewhat True 2: Certainly True 7: Unable to rate (insufficient information) 9: Not stated / Missing
<a href="#">SDQ - Question 15</a> (sdq_item15)	string	yes	0: Not True 1: Somewhat True 2: Certainly True 7: Unable to rate (insufficient information) 9: Not stated / Missing
<a href="#">SDQ - Question 16</a> (sdq_item16)	string	yes	0: Not True 1: Somewhat True 2: Certainly True 7: Unable to rate (insufficient information) 9: Not stated / Missing
<a href="#">SDQ - Question 17</a> (sdq_item17)	string	yes	0: Not True 1: Somewhat True 2: Certainly True 7: Unable to rate (insufficient information) 9: Not stated / Missing
<a href="#">SDQ - Question 18</a> (sdq_item18)	string	yes	0: Not True 1: Somewhat True 2: Certainly True 7: Unable to rate (insufficient information) 9: Not stated / Missing

Data Element (Field Name)	Type (min,max)	Required	Format / Values
<a href="#">SDQ - Question 19</a> (sdq_item19)	string	yes	0: Not True 1: Somewhat True 2: Certainly True 7: Unable to rate (insufficient information) 9: Not stated / Missing
<a href="#">SDQ - Question 20</a> (sdq_item20)	string	yes	0: Not True 1: Somewhat True 2: Certainly True 7: Unable to rate (insufficient information) 9: Not stated / Missing
<a href="#">SDQ - Question 21</a> (sdq_item21)	string	yes	0: Not True 1: Somewhat True 2: Certainly True 7: Unable to rate (insufficient information) 9: Not stated / Missing
<a href="#">SDQ - Question 22</a> (sdq_item22)	string	yes	0: Not True 1: Somewhat True 2: Certainly True 7: Unable to rate (insufficient information) 9: Not stated / Missing
<a href="#">SDQ - Question 23</a> (sdq_item23)	string	yes	0: Not True 1: Somewhat True 2: Certainly True 7: Unable to rate (insufficient information) 9: Not stated / Missing
<a href="#">SDQ - Question 24</a> (sdq_item24)	string	yes	0: Not True 1: Somewhat True 2: Certainly True 7: Unable to rate (insufficient information) 9: Not stated / Missing
<a href="#">SDQ - Question 25</a> (sdq_item25)	string	yes	0: Not True 1: Somewhat True 2: Certainly True 7: Unable to rate (insufficient information) 9: Not stated / Missing
<a href="#">SDQ - Question 26</a> (sdq_item26)	string	yes	0: No 1: Yes - minor difficulties 2: Yes - definite difficulties 3: Yes - severe difficulties 7: Unable to rate (insufficient information) 9: Not stated / Missing

Data Element (Field Name)	Type (min,max)	Required	Format / Values
<a href="#">SDQ - Question 27</a> (sdq_item27)	string	yes	0: Less than a month 1: 1-5 months 2: 6-12 months 3: Over a year 7: Unable to rate (insufficient information) 8: Not applicable (collection not required - item not included in the version collected, or SDQ Item 26 = 0) 9: Not stated / Missing
<a href="#">SDQ - Question 28</a> (sdq_item28)	string	yes	0: Not at all 1: A little 2: A medium amount 3: A great deal 7: Unable to rate (insufficient information) 8: Not applicable (collection not required - item not included in the version collected, or SDQ Item 26 = 0) 9: Not stated / Missing
<a href="#">SDQ - Question 29</a> (sdq_item29)	string	yes	0: Not at all 1: A little 2: A medium amount 3: A great deal 7: Unable to rate (insufficient information) 8: Not applicable (collection not required - item not included in the version collected, or SDQ Item 26 = 0) 9: Not stated / Missing
<a href="#">SDQ - Question 30</a> (sdq_item30)	string	yes	0: Not at all 1: A little 2: A medium amount 3: A great deal 7: Unable to rate (insufficient information) 8: Not applicable (collection not required - item not included in the version collected, or SDQ Item 26 = 0) 9: Not stated / Missing
<a href="#">SDQ - Question 31</a> (sdq_item31)	string	yes	0: Not at all 1: A little 2: A medium amount 3: A great deal 7: Unable to rate (insufficient information) 8: Not applicable (collection not required - item not included in the version collected, or SDQ Item 26 = 0) 9: Not stated / Missing

Data Element (Field Name)	Type (min,max)	Required	Format / Values
<a href="#">SDQ - Question 32</a> (sdq_item32)	string	yes	0: Not at all 1: A little 2: A medium amount 3: A great deal 7: Unable to rate (insufficient information) 8: Not applicable (collection not required - item not included in the version collected, or SDQ Item 26 = 0) 9: Not stated / Missing
<a href="#">SDQ - Question 33</a> (sdq_item33)	string	yes	0: Not at all 1: A little 2: A medium amount 3: A great deal 7: Unable to rate (insufficient information) 8: Not applicable (collection not required - item not included in the version collected, or SDQ Item 26 = 0) 9: Not stated / Missing
<a href="#">SDQ - Question 34</a> (sdq_item34)	string	yes	0: Much worse 1: A bit worse 2: About the same 3: A bit better 4: Much better 7: Unable to rate (insufficient information) 8: Not applicable (collection not required - item not included in the version collected, or SDQ Item 26 = 0) 9: Not stated / Missing
<a href="#">SDQ - Question 35</a> (sdq_item35)	string	yes	0: Not at all 1: A little 2: A medium amount 3: A great deal 7: Unable to rate (insufficient information) 8: Not applicable (collection not required - item not included in the version collected, or SDQ Item 26 = 0) 9: Not stated / Missing
<a href="#">SDQ - Question 36</a> (sdq_item36)	string	yes	0: No 1: A little 2: A lot 7: Unable to rate (insufficient information) 8: Not applicable (collection not required - item not included in the version collected, or SDQ Item 26 = 0) 9: Not stated / Missing

Data Element (Field Name)	Type (min,max)	Required	Format / Values
<a href="#">SDQ - Question 37</a> (sdq_item37)	string	yes	0: No 1: A little 2: A lot 7: Unable to rate (insufficient information) 8: Not applicable (collection not required - item not included in the version collected, or SDQ Item 26 = 0) 9: Not stated / Missing
<a href="#">SDQ - Question 38</a> (sdq_item38)	string	yes	0: No 1: A little 2: A lot 7: Unable to rate (insufficient information) 8: Not applicable (collection not required - item not included in the version collected, or SDQ Item 26 = 0) 9: Not stated / Missing
<a href="#">SDQ - Question 39</a> (sdq_item39)	string	yes	0: No 1: A little 2: A lot 7: Unable to rate (insufficient information) 8: Not applicable (collection not required - item not included in the version collected, or SDQ Item 26 = 0) 9: Not stated / Missing
<a href="#">SDQ - Question 40</a> (sdq_item40)	string	yes	0: No 1: A little 2: A lot 7: Unable to rate (insufficient information) 8: Not applicable (collection not required - item not included in the version collected, or SDQ Item 26 = 0) 9: Not stated / Missing
<a href="#">SDQ - Question 41</a> (sdq_item41)	string	yes	0: No 1: A little 2: A lot 7: Unable to rate (insufficient information) 8: Not applicable (collection not required - item not included in the version collected, or SDQ Item 26 = 0) 9: Not stated / Missing
<a href="#">SDQ - Question 42</a> (sdq_item42)	string	yes	0: No 1: A little 2: A lot 7: Unable to rate (insufficient information) 8: Not applicable (collection not required - item not included in the version collected, or SDQ Item 26 = 0) 9: Not stated / Missing
<a href="#">SDQ - Emotional Symptoms Scale</a> (sdq_emotional_symptoms)	integer	yes	0 - 10, 99 = Not stated / Missing

Data Element (Field Name)	Type (min,max)	Required	Format / Values
<a href="#">SDQ - Conduct Problem Scale</a> (sdq_conduct_problem)	integer	yes	0 - 10, 99 = Not stated / Missing
<a href="#">SDQ - Hyperactivity Scale</a> (sdq_hyperactivity)	integer	yes	0 - 10, 99 = Not stated / Missing
<a href="#">SDQ - Peer Problem Scale</a> (sdq_peer_problem)	integer	yes	0 - 10, 99 = Not stated / Missing
<a href="#">SDQ - Prosocial Scale</a> (sdq_prosocial)	integer	yes	0 - 10, 99 = Not stated / Missing
<a href="#">SDQ - Total Difficulties Score</a> (sdq_total)	integer	yes	0 - 40, 99 = Not stated / Missing
<a href="#">SDQ - Impact Score</a> (sdq_impact)	integer	yes	0 - 10, 99 = Not stated / Missing
<a href="#">SDQ - Tags</a> (sdq_tags)	string	—	List of tags for the collection occasion.

## WHO-5 Measure

Table 12 WHO-5 record layout

Data Element (Field Name)	Type (min,max)	Required	Format / Values
<a href="#">Organisation Path</a> (organisation_path)	string	yes	A sequence of colon separated Organisation Keys that fully specifies the Provider Organisation providing a service to the client.
<a href="#">Measure Key</a> (measure_key)	string (2,50)	yes	This is a number or code assigned to each instance of a measure. The Measure Key is unique and stable for each instance of a measure at the level of the organisation.
<a href="#">Collection Occasion Key</a> (collection_occasion_key)	string (2,50)	yes	This is a number or code assigned to each collection occasion of service activity. The Collection Occasion Key is unique and stable for each collection occasion at the level of the organisation.
<a href="#">WHO-5 - Question 1</a> (who5_item1)	string	yes	<b>0:</b> At no time <b>1:</b> Some of the time <b>2:</b> Less than half of the time <b>3:</b> More than half of the time <b>4:</b> Most of the time <b>5:</b> All of the time <b>9:</b> Not stated / Missing
<a href="#">WHO-5 - Question 2</a> (who5_item2)	string	yes	<b>0:</b> At no time <b>1:</b> Some of the time <b>2:</b> Less than half of the time <b>3:</b> More than half of the time <b>4:</b> Most of the time <b>5:</b> All of the time <b>9:</b> Not stated / Missing



Data Element (Field Name)	Type (min,max)	Required	Format / Values
<a href="#">WHO-5 - Question 3</a> (who5_item3)	string	yes	0: At no time 1: Some of the time 2: Less than half of the time 3: More than half of the time 4: Most of the time 5: All of the time 9: Not stated / Missing
<a href="#">WHO-5 - Question 4</a> (who5_item4)	string	yes	0: At no time 1: Some of the time 2: Less than half of the time 3: More than half of the time 4: Most of the time 5: All of the time 9: Not stated / Missing
<a href="#">WHO-5 - Question 5</a> (who5_item5)	string	yes	0: At no time 1: Some of the time 2: Less than half of the time 3: More than half of the time 4: Most of the time 5: All of the time 9: Not stated / Missing
<a href="#">WHO-5 - Tags</a> (who5_tags)	string	—	List of tags for the collection occasion.

## SIDAS Measure

### Scoring the SIDAS

Total SIDAS scores are calculated as the sum of the five items, with controllability (item 2) reverse scored (10=0, 9=1, ..., 0=10). Total scores range from 0 to 50.

Respondents who respond “0 – Never” to the first item skip all remaining items and score a total of zero. Refer to [SIDAS Current Validations](#) for information about how this is enforced in the PMHC MDS.

If any item has not been completed, other than those who respond “0 – Never” to the first item (that is, has not been coded 0-10), it is excluded from the calculation and not counted as a valid item. If any item is missing, the Total Score is set as missing.

Table 13 SIDAS record layout

Data Element (Field Name)	Type (min,max)	Required	Format / Values
<a href="#">Organisation Path</a> (organisation_path)	string	yes	A sequence of colon separated Organisation Keys that fully specifies the Provider Organisation providing a service to the client.

Data Element (Field Name)	Type (min,max)	Required	Format / Values
<a href="#">Measure Key</a> (measure_key)	string (2,50)	yes	This is a number or code assigned to each instance of a measure. The Measure Key is unique and stable for each instance of a measure at the level of the organisation.
<a href="#">Collection Occasion Key</a> (collection_occasion_key)	string (2,50)	yes	This is a number or code assigned to each collection occasion of service activity. The Collection Occasion Key is unique and stable for each collection occasion at the level of the organisation.
<a href="#">SIDAS - Question 1</a> (sidas_item1)	string	yes	0 - 10, 99 = Not stated / Missing
<a href="#">SIDAS - Question 2</a> (sidas_item2)	string	yes	0 - 10, 98 = Not required, 99 = Not stated / Missing
<a href="#">SIDAS - Question 3</a> (sidas_item3)	string	yes	0 - 10, 98 = Not required, 99 = Not stated / Missing
<a href="#">SIDAS - Question 4</a> (sidas_item4)	string	yes	0 - 10, 98 = Not required, 99 = Not stated / Missing
<a href="#">SIDAS - Question 5</a> (sidas_item5)	string	yes	0 - 10, 98 = Not required, 99 = Not stated / Missing
<a href="#">SIDAS - Tags</a> (sidas_tags)	string	—	List of tags for the collection occasion.

## TWB Definitions

### Definitions

#### Collection Occasion - Date

The date of the collection occasion.

**Field name:**

collection\_occasion\_date

**Data type:**

date

**Required:**

yes

**Notes:**

For Date fields, data must be recorded in compliance with the standard format used across the National Health Data Dictionary; specifically, dates must be of fixed 8 column width in the format DDMMYYYY, with leading zeros used when necessary to pad out a value. For instance, 13th March 2008 would appear as 13032008.

If the date the activity was performed is unknown, 09099999 should be used.

See [Collection Occasion Current Validations](#) for validation rules.

#### Collection Occasion - Reason

The reason for the collection of the service activities on the identified Collection Occasion.

**Field name:**

reason\_for\_collection

**Data type:**

string

**Required:**

yes

**Domain:**

- 1: Episode start
- 2: Review
- 3: Episode end

**Notes:**

At a minimum, collection of outcome measures and plans are required at the Episode Start, Review and End.

TWB will allow the following data records to be collected at a collection occasion:

- Safety Plan
- Support Plan
- Needs Identification
- Outcome Measures (K10, WHO-5, SIDAS )

**1 - Episode start**

Refers to a service activity undertaken at the beginning of an Episode of Care. For the purposes of the PMHC MDS protocol, episodes may start at the point of first Service Contact with a new client who has not been seen previously by the organisation, or a first contact for a new Episode of Care for a client who has received services from the organisation in a previous Episode of Care that has been completed.

**2 - Review**

Refers to a service activity undertaken during the course of an Episode of Care that post-dates Episode Start and pre-dates Episode End. A service activity may be undertaken at Review for a number of reasons including:

- in response to critical clinical events or changes in the client's mental health status;
- following a client-requested review; or
- other situations where a review may be indicated.

**3 - Episode end**

Refers to the service activities collected at the end of an Episode of Care.

---

**Collection Occasion - Tags**

List of tags for the collection occasion.

**Field name:**

collection\_occasion\_tags

**Data type:**

string

**Required:**

no

**Notes:**

A comma separated list of tags.

Organisations can use this field to tag records in order to partition them as per local requirements.

Tags can contain lower case letters (or will get lowercased), numbers, dashes, spaces, and `!`. Leading and trailing spaces will be stripped. e.g. `priority!, nurse required, pending-outcome-1` would all be legitimate.

Tags beginning with an exclamation mark (!) are reserved for future use by the Department. e.g. `!reserved, ! reserved, !department-use-only`.

---

## Collection Occasion Key

This is a number or code assigned to each collection occasion of service activities. The Collection Occasion Key is unique and stable for each collection occasion at the level of the organisation.

**Field name:**

collection\_occasion\_key

**Data type:**

string (2,50)

**Required:**

yes

**Notes:**

See [Identifier Management](#)

---

## Episode Key

This is a number or code assigned to each PMHC MDS episode. The Episode Key is unique and stable for each episode at the level of the organisation. This key must link to an existing episode within the PMHC MDS.

**Field name:**

episode\_key

**Data type:**

string (2,50)

**Required:**

yes

**Notes:**

Episode Keys must be generated by the organisation to be unique at the provider organisation level and must persist across time. Creation of episode keys in this way allows clients to be merged (where duplicate Client Keys have been identified) without having to re-allocate episode identifiers since they can never clash.

A recommended approach for the creation of Episode Keys is to compute [random UUIDs](#).

See [Identifier Management](#) and [Managing Practitioner, Episode and Service Contact Keys](#)

---

## Key

A metadata key name.

**Field name:**

key

**Data type:**

string

**Required:**

yes

---

## K5 - Question 1

In the last 4 weeks, about how often did you feel nervous?

**Field name:**

k5\_item1

**Data type:**

string

**Required:**

yes

**Domain:**

- 1: None of the time
- 2: A little of the time
- 3: Some of the time
- 4: Most of the time
- 5: All of the time
- 9: Not stated / Missing

**Notes:**

When reporting total score use '9 - Not stated / Missing'

---

## K5 - Question 2

In the last 4 weeks, about how often did you feel without hope?

**Field name:**

k5\_item2

**Data type:**

string

**Required:**

yes

**Domain:**

- 1: None of the time
- 2: A little of the time
- 3: Some of the time
- 4: Most of the time
- 5: All of the time
- 9: Not stated / Missing

**Notes:**

When reporting total score use '9 - Not stated / Missing'

---

### K5 - Question 3

In the last 4 weeks, about how often did you feel restless or jumpy?

**Field name:**

k5\_item3

**Data type:**

string

**Required:**

yes

**Domain:**

- 1: None of the time
- 2: A little of the time
- 3: Some of the time
- 4: Most of the time
- 5: All of the time
- 9: Not stated / Missing

**Notes:**

When reporting total score use '9 - Not stated / Missing'

---

### K5 - Question 4

In the last 4 weeks, about how often did you feel everything was an effort?

**Field name:**

k5\_item4

**Data type:**

string

**Required:**

yes

**Domain:**

- 1: None of the time
- 2: A little of the time
- 3: Some of the time
- 4: Most of the time
- 5: All of the time
- 9: Not stated / Missing

**Notes:**

When reporting total score use '9 - Not stated / Missing'

---

### K5 - Question 5

In the last 4 weeks, about how often did you feel so sad that nothing could cheer you up?

**Field name:**

k5\_item5

**Data type:**

string

**Required:**

yes

**Domain:**

- 1: None of the time
- 2: A little of the time
- 3: Some of the time
- 4: Most of the time
- 5: All of the time
- 9: Not stated / Missing

**Notes:**

When reporting total score use '9 - Not stated / Missing'

---

**K5 - Score**

The overall K5 score.

**Field name:**

k5\_score

**Data type:**

integer

**Required:**

yes

**Domain:**

5 - 25, 99 = Not stated / Missing

**Notes:**

The K5 Total score is based on the sum of K5 item 1 through 5 (range: 5-25).

The Total score is computed as the sum of the item scores. If any item has not been completed (that is, has not been coded 1, 2, 3, 4, 5), it is excluded from the calculation and not counted as a valid item. If any item is missing, the Total Score is set as missing.

For the Total score, the missing value used should be 99.

When reporting individual item scores use '99 - Not stated / Missing'

---

**K5 - Tags**

List of tags for the collection occasion.

**Field name:**

k5\_tags

**Data type:**

string

**Required:**

no

**Notes:**

A comma separated list of tags.

Organisations can use this field to tag records in order to partition them as per local requirements.

Tags can contain lower case letters (or will get lowercased), numbers, dashes, spaces, and `!`. Leading and trailing spaces will be stripped. e.g. `priority!, nurse required, pending-outcome-1` would all be legitimate.

Tags beginning with an exclamation mark (!) are reserved for future use by the Department. e.g. `!reserved, ! reserved, !department-use-only`.

---

## K10+ - Question 1

In the past 4 weeks, about how often did you feel tired out for no good reason?

**Field name:**

k10p\_item1

**Data type:**

string

**Required:**

yes

**Domain:**

- 1: None of the time
- 2: A little of the time
- 3: Some of the time
- 4: Most of the time
- 5: All of the time
- 9: Not stated / Missing

**Notes:**

When reporting total score use '9 - Not stated / Missing'

---

## K10+ - Question 2

In the past 4 weeks, about how often did you feel nervous?

**Field name:**

k10p\_item2

**Data type:**

string

**Required:**

yes

**Domain:**

- 1: None of the time
- 2: A little of the time
- 3: Some of the time
- 4: Most of the time
- 5: All of the time
- 9: Not stated / Missing



**Notes:**

When reporting total score use '9 - Not stated / Missing'

---

**K10+ - Question 3**

In the past 4 weeks, about how often did you feel so nervous that nothing could calm you down?

**Field name:**

k10p\_item3

**Data type:**

string

**Required:**

yes

**Domain:**

- 1: None of the time
- 2: A little of the time
- 3: Some of the time
- 4: Most of the time
- 5: All of the time
- 9: Not stated / Missing

**Notes:**

When reporting total score use '9 - Not stated / Missing'

---

**K10+ - Question 4**

In the past 4 weeks, how often did you feel hopeless?

**Field name:**

k10p\_item4

**Data type:**

string

**Required:**

yes

**Domain:**

- 1: None of the time
- 2: A little of the time
- 3: Some of the time
- 4: Most of the time
- 5: All of the time
- 9: Not stated / Missing

**Notes:**

When reporting total score use '9 - Not stated / Missing'

---

## K10+ - Question 5

In the past 4 weeks, how often did you feel restless or fidgety?

**Field name:**

k10p\_item5

**Data type:**

string

**Required:**

yes

**Domain:**

- 1: None of the time
- 2: A little of the time
- 3: Some of the time
- 4: Most of the time
- 5: All of the time
- 9: Not stated / Missing

**Notes:**

When reporting total score use '9 - Not stated / Missing'

---

## K10+ - Question 6

In the past 4 weeks, how often did you feel so restless you could not sit still?

**Field name:**

k10p\_item6

**Data type:**

string

**Required:**

yes

**Domain:**

- 1: None of the time
- 2: A little of the time
- 3: Some of the time
- 4: Most of the time
- 5: All of the time
- 9: Not stated / Missing

**Notes:**

When reporting total score use '9 - Not stated / Missing'

---

## K10+ - Question 7

In the past 4 weeks, how often did you feel depressed?

**Field name:**

k10p\_item7

**Data type:**

string

**Required:**

yes

**Domain:**

- 1: None of the time
- 2: A little of the time
- 3: Some of the time
- 4: Most of the time
- 5: All of the time
- 9: Not stated / Missing

**Notes:**

When reporting total score use '9 - Not stated / Missing'

---

**K10+ - Question 8**

In the past 4 weeks, how often did you feel that everything was an effort?

**Field name:**

k10p\_item8

**Data type:**

string

**Required:**

yes

**Domain:**

- 1: None of the time
- 2: A little of the time
- 3: Some of the time
- 4: Most of the time
- 5: All of the time
- 9: Not stated / Missing

**Notes:**

When reporting total score use '9 - Not stated / Missing'

---

**K10+ - Question 9**

In the past 4 weeks, how often did you feel so sad that nothing could cheer you up?

**Field name:**

k10p\_item9

**Data type:**

string

**Required:**

yes

**Domain:**

- 1: None of the time

- 2: A little of the time
- 3: Some of the time
- 4: Most of the time
- 5: All of the time
- 9: Not stated / Missing

**Notes:**

When reporting total score use '9 - Not stated / Missing'

---

**K10+ - Question 10**

In the past 4 weeks, how often did you feel worthless?

**Field name:**

k10p\_item10

**Data type:**

string

**Required:**

yes

**Domain:**

- 1: None of the time
- 2: A little of the time
- 3: Some of the time
- 4: Most of the time
- 5: All of the time
- 9: Not stated / Missing

**Notes:**

When reporting total score use '9 - Not stated / Missing'

---

**K10+ - Question 11**

In the past four weeks, how many days were you totally unable to work, study or manage your day to day activities because of these feelings?

**Field name:**

k10p\_item11

**Data type:**

integer

**Required:**

yes

**Domain:**

0 - 28, 99 = Not stated / Missing

**Notes:**

When the client's responses to Q1-10 are all recorded as 1 'None of the time', they are not required to answer questions 11-14. Where this question has not been answered a response of '99 - Not stated / Missing' should be selected.

---

## K10+ - Question 12

Aside from those days, in the past four weeks, how many days were you able to work or study or manage your day to day activities, but had to cut down on what you did because of these feelings?

**Field name:**

k10p\_item12

**Data type:**

integer

**Required:**

yes

**Domain:**

0 - 28, 99 = Not stated / Missing

**Notes:**

When the client's responses to Q1-10 are all recorded as 1 'None of the time', they are not required to answer questions 11-14. Where this question has not been answered a response of '99 - Not stated / Missing' should be selected.

---

## K10+ - Question 13

In the past four weeks, how many times have you seen a doctor or any other health professional about these feelings?

**Field name:**

k10p\_item13

**Data type:**

integer

**Required:**

yes

**Domain:**

0 - 89, 99 = Not stated / Missing

**Notes:**

When the client's responses to Q1-10 are all recorded as 1 'None of the time', they are not required to answer questions 11-14. Where this question has not been answered a response of '99 - Not stated / Missing' should be selected.

---

## K10+ - Question 14

In the past four weeks, how often have physical health problems been the main cause of these feelings?

**Field name:**

k10p\_item14

**Data type:**

string

**Required:**

yes

**Domain:**

- 1: None of the time
- 2: A little of the time
- 3: Some of the time
- 4: Most of the time
- 5: All of the time

9: Not stated / Missing

**Notes:**

When the client's responses to Q1-10 are all recorded as 1 'None of the time', they are not required to answer questions 11-14. Where this question has not been answered a response of '99 - Not stated / Missing' should be selected.

---

## K10+ - Score

The overall K10 score.

**Field name:**

k10p\_score

**Data type:**

integer

**Required:**

yes

**Domain:**

10 - 50, 99 = Not stated / Missing

**Notes:**

The K10 Total score is based on the sum of K10 item 01 through 10 (range: 10-50). Items 11 through 14 are excluded from the total because they are separate measures of disability associated with the problems referred to in the preceding ten items.

The Total score is computed as the sum of the scores for items 1 to 10. If any item has not been completed (that is, has not been coded 1, 2, 3, 4, 5), it is excluded from the total with the proviso that a completed K10 with more than one missing item is regarded as invalid.

If more than one item of items 1 to 10 are missing, the Total Score is set as missing. Where this is the case, the missing value used should be 99.

When reporting individual item scores use '99 - Not stated / Missing'.

---

## K10+ - Tags

List of tags for the collection occasion.

**Field name:**

k10p\_tags

**Data type:**

string


**Required:**

no

**Notes:**

A comma separated list of tags.

Organisations can use this field to tag records in order to partition them as per local requirements.

Tags can contain lower case letters (or will get lowercased), numbers, dashes, spaces, and . Leading and trailing spaces will be stripped. e.g. `priority!, nurse required, pending-outcome-1` would all be legitimate.

Tags beginning with an exclamation mark (!) are reserved for future use by the Department. e.g. !reserved, ! reserved, !department-use-only.

---

## Measure Key

This is a number or code assigned to each instance of a measure. The Measure Key is unique and stable for each instance of a measure at the level of the organisation.

**Field name:**

measure\_key

**Data type:**

string (2,50)

**Required:**

yes

**Notes:**

See [Identifier Management](#)

---

## Organisation Path

A sequence of colon separated Organisation Keys that fully specifies the Provider Organisation providing a service to the client.

**Field name:**

organisation\_path

**Data type:**

string

**Required:**

yes

**Notes:**

A combination of the Primary Health Network's (PHN's) Organisation Key and the Provider Organisation's Organisation Key separated by a colon.

Here is an example organisation structure showing the Organisation Path for each organisation:

Organisation Key	Organisation Name	Organisation Type	Commissioning Organisation	Organisation Path
PHN999	Test PHN	Primary Health Network	None	PHN999
PO101	Test Provider Organisation	Private Allied Health Professional Practice	PHN999	PHN999:PO101

---

## Practitioner Key

A unique identifier for a practitioner within the provider organisation.

**Field name:**

practitioner\_key

**Data type:**  
string (2,50)  
**Required:**  
yes

---

## SDQ Collection Occasion - Version

The version of the SDQ collected.

**Field name:**  
sdq\_version  
**Data type:**  
string  
**Required:**  
yes  
**Domain:**  
**PC101:** Parent Report Measure 4-10 yrs, Baseline version, Australian Version 1  
**PC201:** Parent Report Measure 4-10 yrs, Follow Up version, Australian Version 1  
**PY101:** Parent Report Measure 11-17 yrs, Baseline version, Australian Version 1  
**PY201:** Parent Report Measure 11-17 yrs, Follow Up version, Australian Version 1  
**YR101:** Self report Version, 11-17 years, Baseline version, Australian Version 1  
**YR201:** Self report Version, 11-17 years, Follow Up version, Australian Version 1

**Notes:**  
Domain values align with those collected in the NOCC dataset as defined at <https://webval.validator.com.au/spec/NOCC/current/SDQ/SDQVer>

---

## SDQ - Conduct Problem Scale

**Field name:**  
sdq\_conduct\_problem  
**Data type:**  
integer  
**Required:**  
yes  
**Domain:**  
0 - 10, 99 = Not stated / Missing  
**Notes:**  
See [SDQ items and Scale Summary scores](#) for instructions on scoring the Conduct Problem Scale.  
  
When reporting individual item scores use '99 - Not stated / Missing'.

---

## SDQ - Emotional Symptoms Scale

**Field name:**  
sdq\_emotional\_symptoms  
**Data type:**  
integer



**Required:**

yes

**Domain:**

0 - 10, 99 = Not stated / Missing

**Notes:**

See [SDQ items and Scale Summary scores](#) for instructions on scoring the Emotional Symptoms Scale.

When reporting individual item scores use '99 - Not stated / Missing'.

---

## SDQ - Hyperactivity Scale

**Field name:**

sdq\_hyperactivity

**Data type:**

integer

**Required:**

yes

**Domain:**

0 - 10, 99 = Not stated / Missing

**Notes:**

See [SDQ items and Scale Summary scores](#) for instructions on scoring the Hyperactivity Scale.

When reporting individual item scores use '99 - Not stated / Missing'.

---

## SDQ - Impact Score

**Field name:**

sdq\_impact

**Data type:**

integer

**Required:**

yes

**Domain:**

0 - 10, 99 = Not stated / Missing

**Notes:**

See [SDQ items and Scale Summary scores](#) for instructions on scoring the Impact Score.

When reporting individual item scores use '99 - Not stated / Missing'.

---

## SDQ - Peer Problem Scale

**Field name:**

sdq\_peer\_problem

**Data type:**

integer

**Required:**

yes

**Domain:**

0 - 10, 99 = Not stated / Missing

**Notes:**

See [SDQ items and Scale Summary scores](#) for instructions on scoring the Peer Problem Scale.

When reporting individual item scores use '99 - Not stated / Missing'.

---

## SDQ - Prosocial Scale

**Field name:**

sdq\_prosocial

**Data type:**

integer

**Required:**

yes

**Domain:**

0 - 10, 99 = Not stated / Missing

**Notes:**

See [SDQ items and Scale Summary scores](#) for instructions on scoring the Prosocial Scale.

When reporting individual item scores use '99 - Not stated / Missing'.

---

## SDQ - Question 1

Parent Report: Considerate of other people's feelings.

Youth Self Report: I try to be nice to other people. I care about their feelings.

**Field name:**

sdq\_item1

**Data type:**

string

**Required:**

yes

**Domain:**

0: Not True

1: Somewhat True

2: Certainly True

7: Unable to rate (insufficient information)

9: Not stated / Missing

**Notes:**

Required Versions: All

When reporting subscale and total scores use '9 - Not stated / Missing'.

---

## SDQ - Question 2

Parent Report: Restless, overactive, cannot stay still for long.

Youth Self Report: I am restless, I cannot stay still for long.

**Field name:**

sdq\_item2

**Data type:**

string

**Required:**

yes

**Domain:**

0: Not True

1: Somewhat True

2: Certainly True

7: Unable to rate (insufficient information)

9: Not stated / Missing

**Notes:**

Required Versions: All

When reporting subscale and total scores use '9 - Not stated / Missing'.

---

**SDQ - Question 3**

Parent Report: Often complains of headaches, stomach-aches or sickness.

Youth Self Report: I get a lot of headaches, stomach-aches or sickness.

**Field name:**

sdq\_item3

**Data type:**

string

**Required:**

yes

**Domain:**

0: Not True

1: Somewhat True

2: Certainly True

7: Unable to rate (insufficient information)

9: Not stated / Missing

**Notes:**

Required Versions: All

When reporting subscale and total scores use '9 - Not stated / Missing'.

---

**SDQ - Question 4**

Parent Report: Shares readily with other children {for example toys, treats, pencils} / young people {for example CDs, games, food}.

Youth Self Report: I usually share with others, for examples CDs, games, food.

**Field name:**

sdq\_item4

**Data type:**

string

**Required:**

yes

**Domain:**

0: Not True

1: Somewhat True

2: Certainly True

7: Unable to rate (insufficient information)

9: Not stated / Missing

**Notes:**

Required Versions: All

When reporting subscale and total scores use '9 - Not stated / Missing'.

---

**SDQ - Question 5**

Parent Report: Often loses temper.

Youth Self Report: I get very angry and often lose my temper.

**Field name:**

sdq\_item5

**Data type:**

string

**Required:**

yes

**Domain:**

0: Not True

1: Somewhat True

2: Certainly True

7: Unable to rate (insufficient information)

9: Not stated / Missing

**Notes:**

Required Versions: All

When reporting subscale and total scores use '9 - Not stated / Missing'.

---

**SDQ - Question 6**

Parent Report: {Rather solitary, prefers to play alone} / {would rather be alone than with other young people}.

Youth Self Report: I would rather be alone than with people of my age.

**Field name:**

sdq\_item6

**Data type:**

string

**Required:**

yes

**Domain:**

0: Not True

1: Somewhat True

2: Certainly True

7: Unable to rate (insufficient information)

9: Not stated / Missing

**Notes:**

Required Versions: All

When reporting subscale and total scores use '9 - Not stated / Missing'.

---

**SDQ - Question 7**

Parent Report: {Generally well behaved} / {Usually does what adults requests}.

Youth Self Report: I usually do as I am told.

**Field name:**

sdq\_item7

**Data type:**

string

**Required:**

yes

**Domain:**

0: Not True

1: Somewhat True

2: Certainly True

7: Unable to rate (insufficient information)

9: Not stated / Missing

**Notes:**

Required Versions: All

When reporting subscale and total scores use '9 - Not stated / Missing'.

---

**SDQ - Question 8**

Parent Report: Many worries or often seems worried.

Youth Self Report: I worry a lot.

**Field name:**

sdq\_item8

**Data type:**

string

**Required:**

yes

**Domain:**

0: Not True

1: Somewhat True

2: Certainly True

7: Unable to rate (insufficient information)

9: Not stated / Missing

**Notes:**

Required Versions: All

When reporting subscale and total scores use '9 - Not stated / Missing'.

---

**SDQ - Question 9**

Parent Report: Helpful if someone is hurt, upset or feeling ill.

Youth Self Report: I am helpful if someone is hurt, upset or feeling ill.

**Field name:**

sdq\_item9

**Data type:**

string

**Required:**

yes

**Domain:**

0: Not True

1: Somewhat True

2: Certainly True

7: Unable to rate (insufficient information)

9: Not stated / Missing

**Notes:**

Required Versions: All

When reporting subscale and total scores use '9 - Not stated / Missing'.

---

**SDQ - Question 10**

Parent Report: Constantly fidgeting or squirming.

Youth Self Report: I am constantly fidgeting or squirming.

**Field name:**

sdq\_item10

**Data type:**

string

**Required:**

yes

**Domain:**

0: Not True

1: Somewhat True

2: Certainly True

7: Unable to rate (insufficient information)

9: Not stated / Missing

**Notes:**

Required Versions: All

When reporting subscale and total scores use '9 - Not stated / Missing'.

---

**SDQ - Question 11**

Parent Report: Has at least one good friend.

Youth Self Report: I have one good friend or more.

**Field name:**

sdq\_item11

**Data type:**

string

**Required:**

yes

**Domain:**

0: Not True

1: Somewhat True

2: Certainly True

7: Unable to rate (insufficient information)

9: Not stated / Missing

**Notes:**

Required Versions: All

When reporting subscale and total scores use '9 - Not stated / Missing'.

---

**SDQ - Question 12**

Parent Report: Often fights with other {children} or bullies them / {young people}.

Youth Self Report: I fight a lot. I can make other people do what I want.

**Field name:**

sdq\_item12

**Data type:**

string

**Required:**

yes

**Domain:**

0: Not True

1: Somewhat True

2: Certainly True

7: Unable to rate (insufficient information)

9: Not stated / Missing

**Notes:**

Required Versions: All

When reporting subscale and total scores use '9 - Not stated / Missing'.

---

**SDQ - Question 13**

Parent Report: Often unhappy, depressed or tearful.

Youth Self Report: I am often unhappy, depressed or tearful.

**Field name:**

sdq\_item13

**Data type:**

string

**Required:**

yes

**Domain:**

0: Not True

1: Somewhat True

2: Certainly True

7: Unable to rate (insufficient information)

9: Not stated / Missing

**Notes:**

Required Versions: All

When reporting subscale and total scores use '9 - Not stated / Missing'.

---

**SDQ - Question 14**

Parent Report: Generally liked by other {children} / {young people}

Youth Self Report: Other people my age generally like me.



**Field name:**

sdq\_item14

**Data type:**

string

**Required:**

yes

**Domain:**

0: Not True

1: Somewhat True

2: Certainly True

7: Unable to rate (insufficient information)

9: Not stated / Missing

**Notes:**

Required Versions: All

When reporting subscale and total scores use '9 - Not stated / Missing'.

---

**SDQ - Question 15**

Parent Report: Easily distracted, concentration wanders.

Youth Self Report: I am easily distracted, I find it difficult to concentrate.

**Field name:**

sdq\_item15

**Data type:**

string

**Required:**

yes

**Domain:**

0: Not True

1: Somewhat True

2: Certainly True

7: Unable to rate (insufficient information)

9: Not stated / Missing

**Notes:**

Required Versions: All

When reporting subscale and total scores use '9 - Not stated / Missing'.

---

**SDQ - Question 16**

Parent Report: Nervous or {clingy} in new situations, easily loses confidence {omit clingy in PY}.

Youth Self Report: I am nervous in new situations. I easily lose confidence.

**Field name:**

sdq\_item16

**Data type:**

string

**Required:**

yes

**Domain:**

0: Not True

1: Somewhat True

2: Certainly True

7: Unable to rate (insufficient information)

9: Not stated / Missing

**Notes:**

Required Versions: All

When reporting subscale and total scores use '9 - Not stated / Missing'.

---

**SDQ - Question 17**

Parent Report: Kind to younger children.

Youth Self Report: I am kind to younger people.

**Field name:**

sdq\_item17

**Data type:**

string

**Required:**

yes

**Domain:**

0: Not True

1: Somewhat True

2: Certainly True

7: Unable to rate (insufficient information)

9: Not stated / Missing

**Notes:**

Required Versions: All

When reporting subscale and total scores use '9 - Not stated / Missing'.

---

**SDQ - Question 18**

Parent Report: Often lies or cheats.

Youth Self Report: I am often accused of lying or cheating.

**Field name:**

sdq\_item18

**Data type:**

string

**Required:**

yes

**Domain:**

0: Not True

1: Somewhat True

2: Certainly True

7: Unable to rate (insufficient information)

9: Not stated / Missing

**Notes:**

Required Versions: All

When reporting subscale and total scores use '9 - Not stated / Missing'.

---

**SDQ - Question 19**

Parent Report: Picked on or bullied by {children} / {youth}.

Youth Self Report: Other children or young people pick on me or bully me.

**Field name:**

sdq\_item19

**Data type:**

string

**Required:**

yes

**Domain:**

0: Not True

1: Somewhat True

2: Certainly True

7: Unable to rate (insufficient information)

9: Not stated / Missing

**Notes:**

Required Versions: All

When reporting subscale and total scores use '9 - Not stated / Missing'.

---

**SDQ - Question 20**

Parent Report: Often volunteers to help others (parents, teachers, {other} children) / Omit 'other' in PY.

Youth Self Report: I often volunteer to help others (parents, teachers, children).

**Field name:**

sdq\_item20

**Data type:**

string

**Required:**

yes

**Domain:**

0: Not True

1: Somewhat True

2: Certainly True

7: Unable to rate (insufficient information)

9: Not stated / Missing

**Notes:**

Required Versions: All

When reporting subscale and total scores use '9 - Not stated / Missing'.

---

**SDQ - Question 21**

Parent Report: Thinks things out before acting.

Youth Self Report: I think before I do things.

**Field name:**

sdq\_item21

**Data type:**

string

**Required:**

yes

**Domain:**

0: Not True

1: Somewhat True

2: Certainly True

7: Unable to rate (insufficient information)

9: Not stated / Missing

**Notes:**

Required Versions: All

When reporting subscale and total scores use '9 - Not stated / Missing'.

---

**SDQ - Question 22**

Parent Report: Steals from home, school or elsewhere.

Youth Self Report: I take things that are not mine from home, school or elsewhere.

**Field name:**

sdq\_item22

**Data type:**

string

**Required:**

yes

**Domain:**

- 0: Not True
- 1: Somewhat True
- 2: Certainly True
- 7: Unable to rate (insufficient information)
- 9: Not stated / Missing

**Notes:**

Required Versions: All

When reporting subscale and total scores use '9 - Not stated / Missing'.

---

**SDQ - Question 23**

Parent Report: Gets along better with adults than with other {children} / {youth}.

Youth Self Report: I get along better with adults than with people my own age.

**Field name:**

sdq\_item23

**Data type:**

string

**Required:**

yes

**Domain:**

- 0: Not True
- 1: Somewhat True
- 2: Certainly True
- 7: Unable to rate (insufficient information)
- 9: Not stated / Missing

**Notes:**

Required Versions: All

When reporting subscale and total scores use '9 - Not stated / Missing'.

---

**SDQ - Question 24**

Parent Report: Many fears, easily scared.

Youth Self Report: I have many fears, I am easily scared.

**Field name:**

sdq\_item24

**Data type:**

string

**Required:**

yes

**Domain:**

- 0: Not True
- 1: Somewhat True
- 2: Certainly True
- 7: Unable to rate (insufficient information)
- 9: Not stated / Missing

**Notes:**

Required Versions: All

When reporting subscale and total scores use '9 - Not stated / Missing'.

---

**SDQ - Question 25**

Parent Report: Good attention span sees chores or homework through to the end.

Youth Self Report: I finish the work I'm doing. My attention is good.

**Field name:**

sdq\_item25

**Data type:**

string

**Required:**

yes

**Domain:**

- 0: Not True
- 1: Somewhat True
- 2: Certainly True
- 7: Unable to rate (insufficient information)
- 9: Not stated / Missing

**Notes:**

Required Versions: All

When reporting subscale and total scores use '9 - Not stated / Missing'.

---

**SDQ - Question 26**

Parent Report: Overall, do you think that your child has difficulties in any of the following areas: emotions, concentration, behaviour or being able to get along with other people?

Youth Self Report: Overall, do you think that you have difficulties in any of the following areas: emotions, concentration, behaviour or being able to get along with other people?

**Field name:**

sdq\_item26

**Data type:**

string

**Required:**

yes

**Domain:**

- 0: No
- 1: Yes - minor difficulties
- 2: Yes - definite difficulties
- 3: Yes - severe difficulties
- 7: Unable to rate (insufficient information)
- 9: Not stated / Missing

**Notes:**

Required Versions: All

When reporting subscale and total scores use '9 - Not stated / Missing'.

---

## SDQ - Question 27

Parent Report: How long have these difficulties been present?

Youth Self Report: How long have these difficulties been present?

**Field name:**

sdq\_item27

**Data type:**

string

**Required:**

yes

**Domain:**

- 0: Less than a month
- 1: 1-5 months
- 2: 6-12 months
- 3: Over a year
- 7: Unable to rate (insufficient information)
- 8: Not applicable (collection not required - item not included in the version collected, or SDQ Item 26 = 0)
- 9: Not stated / Missing

**Notes:**

Required Versions: - PC101 - PY101 - YR101

When reporting subscale and total scores use '9 - Not stated / Missing'.

---

## SDQ - Question 28

Parent Report: Do the difficulties upset or distress your child?

Youth Self Report: Do the difficulties upset or distress you?

**Field name:**

sdq\_item28

**Data type:**

string

**Required:**

yes

**Domain:**

0: Not at all

1: A little

2: A medium amount

3: A great deal

7: Unable to rate (insufficient information)

8: Not applicable (collection not required - item not included in the version collected, or SDQ Item 26 = 0)

9: Not stated / Missing

**Notes:**

Required Versions: All

When reporting subscale and total scores use '9 - Not stated / Missing'.

---

## SDQ - Question 29

Parent Report: Do the difficulties interfere with your child's everyday life in the following areas? HOME LIFE.

Youth Self Report: Do the difficulties interfere with your everyday life in the following areas? HOME LIFE.

**Field name:**

sdq\_item29

**Data type:**

string

**Required:**

yes

**Domain:**

0: Not at all

1: A little

2: A medium amount

3: A great deal

7: Unable to rate (insufficient information)

8: Not applicable (collection not required - item not included in the version collected, or SDQ Item 26 = 0)

9: Not stated / Missing

**Notes:**

Required Versions: All



When reporting subscale and total scores use '9 - Not stated / Missing'.

---

### SDQ - Question 30

Parent Report: Do the difficulties interfere with your child's everyday life in the following areas? FRIENDSHIPS.

Youth Self Report: Do the difficulties interfere with your everyday life in the following areas? FRIENDSHIPS.

**Field name:**

sdq\_item30

**Data type:**

string

**Required:**

yes

**Domain:**

- 0: Not at all
- 1: A little
- 2: A medium amount
- 3: A great deal
- 7: Unable to rate (insufficient information)
- 8: Not applicable (collection not required - item not included in the version collected, or SDQ Item 26 = 0)
- 9: Not stated / Missing

**Notes:**

Required Versions: All

When reporting subscale and total scores use '9 - Not stated / Missing'.

---

### SDQ - Question 31

Parent Report: Do the difficulties interfere with your child's everyday life in the following areas? CLASSROOM LEARNING.

Youth Self Report: Do the difficulties interfere with your everyday life in the following areas? CLASSROOM LEARNING

**Field name:**

sdq\_item31

**Data type:**

string

**Required:**

yes

**Domain:**

- 0: Not at all
- 1: A little
- 2: A medium amount
- 3: A great deal
- 7: Unable to rate (insufficient information)
- 8: Not applicable (collection not required - item not included in the version collected, or SDQ Item 26 = 0)

9: Not stated / Missing

**Notes:**

Required Versions: All

When reporting subscale and total scores use '9 - Not stated / Missing'.

---

**SDQ - Question 32**

Parent Report: Do the difficulties interfere with your child's everyday life in the following areas? LEISURE ACTIVITIES.

Youth Self Report: Do the difficulties interfere with your everyday life in the following areas? LEISURE ACTIVITIES.

**Field name:**

sdq\_item32

**Data type:**

string

**Required:**

yes

**Domain:**

0: Not at all

1: A little

2: A medium amount

3: A great deal

7: Unable to rate (insufficient information)

8: Not applicable (collection not required - item not included in the version collected, or SDQ Item 26 = 0)

9: Not stated / Missing

**Notes:**

Required Versions: All

When reporting subscale and total scores use '9 - Not stated / Missing'.

---

**SDQ - Question 33**

Parent Report: Do the difficulties put a burden on you or the family as a whole?

Youth Self Report: Do the difficulties make it harder for those around you (family, friends, teachers, etc)?

**Field name:**

sdq\_item33

**Data type:**

string

**Required:**

yes

**Domain:**

0: Not at all

1: A little

- 2: A medium amount
- 3: A great deal
- 7: Unable to rate (insufficient information)
- 8: Not applicable (collection not required - item not included in the version collected, or SDQ Item 26 = 0)
- 9: Not stated / Missing

**Notes:**

Required Versions: All

When reporting subscale and total scores use '9 - Not stated / Missing'.

---

## SDQ - Question 34

Parent Report: Since coming to the services, are your child's problems:

Youth Self Report: 'Since coming to the service, are your problems:

**Field name:**

sdq\_item34

**Data type:**

string

**Required:**

yes

**Domain:**

- 0: Much worse
- 1: A bit worse
- 2: About the same
- 3: A bit better
- 4: Much better
- 7: Unable to rate (insufficient information)
- 8: Not applicable (collection not required - item not included in the version collected, or SDQ Item 26 = 0)
- 9: Not stated / Missing

**Notes:**

Required Versions:

- PC201
- PY201
- YR201

When reporting subscale and total scores use '9 - Not stated / Missing'.

---

## SDQ - Question 35

Has coming to the service been helpful in other ways eg. providing information or making the problems bearable?

**Field name:**

sdq\_item35

**Data type:**

string

**Required:**

yes

**Domain:**

0: Not at all

1: A little

2: A medium amount

3: A great deal

7: Unable to rate (insufficient information)

8: Not applicable (collection not required - item not included in the version collected, or SDQ Item 26 = 0)

9: Not stated / Missing

**Notes:**

Required Versions:

- PC201
- PY201
- YR201

When reporting subscale and total scores use '9 - Not stated / Missing'.

---

**SDQ - Question 36**

Over the last 6 months have your child's teachers complained of fidgetiness, restlessness or overactivity?

**Field name:**

sdq\_item36

**Data type:**

string

**Required:**

yes

**Domain:**

0: No

1: A little

2: A lot

7: Unable to rate (insufficient information)

8: Not applicable (collection not required - item not included in the version collected, or SDQ Item 26 = 0)

9: Not stated / Missing

**Notes:**

Required Versions:

- PC101
- PY101

When reporting subscale and total scores use '9 - Not stated / Missing'.

---

### SDQ - Question 37

Over the last 6 months have your child's teachers complained of poor concentration or being easily distracted?

**Field name:**

sdq\_item37

**Data type:**

string

**Required:**

yes

**Domain:**

0: No

1: A little

2: A lot

7: Unable to rate (insufficient information)

8: Not applicable (collection not required - item not included in the version collected, or SDQ Item 26 = 0)

9: Not stated / Missing

**Notes:**

Required Versions:

- PC101
- PY101

When reporting subscale and total scores use '9 - Not stated / Missing'.

---

### SDQ - Question 38

Over the last 6 months have your child's teachers complained of acting without thinking, frequently butting in, or not waiting for his or her turn?

**Field name:**

sdq\_item38

**Data type:**

string

**Required:**

yes

**Domain:**

0: No

1: A little

2: A lot

7: Unable to rate (insufficient information)

8: Not applicable (collection not required - item not included in the version collected, or SDQ Item 26 = 0)

9: Not stated / Missing

**Notes:**

Required Versions:

- PC101
- PY101

When reporting subscale and total scores use '9 - Not stated / Missing'.

---

### SDQ - Question 39

Does your family complain about you having problems with overactivity or poor concentration?

**Field name:**

sdq\_item39

**Data type:**

string

**Required:**

yes

**Domain:**

- 0: No
- 1: A little
- 2: A lot
- 7: Unable to rate (insufficient information)
- 8: Not applicable (collection not required - item not included in the version collected, or SDQ Item 26 = 0)
- 9: Not stated / Missing

**Notes:**

Required Versions:

- YR101

When reporting subscale and total scores use '9 - Not stated / Missing'.

---

### SDQ - Question 40

Do your teachers complain about you having problems with overactivity or poor concentration?

**Field name:**

sdq\_item40

**Data type:**

string

**Required:**

yes

**Domain:**

- 0: No
- 1: A little
- 2: A lot
- 7: Unable to rate (insufficient information)
- 8: Not applicable (collection not required - item not included in the version collected, or SDQ Item 26 = 0)
- 9: Not stated / Missing

**Notes:**

Required Versions:

- YR101

When reporting subscale and total scores use '9 - Not stated / Missing'.

---

**SDQ - Question 41**

Does your family complain about you being awkward or troublesome?

**Field name:**

sdq\_item41

**Data type:**

string

**Required:**

yes

**Domain:**

- 0: No
- 1: A little
- 2: A lot
- 7: Unable to rate (insufficient information)
- 8: Not applicable (collection not required - item not included in the version collected, or SDQ Item 26 = 0)
- 9: Not stated / Missing

**Notes:**

Required Versions:

- YR101

When reporting subscale and total scores use '9 - Not stated / Missing'.

---

**SDQ - Question 42**

Do your teachers complain about you being awkward or troublesome?

**Field name:**

sdq\_item42

**Data type:**

string

**Required:**

yes

**Domain:**

- 0: No
- 1: A little
- 2: A lot
- 7: Unable to rate (insufficient information)
- 8: Not applicable (collection not required - item not included in the version collected, or SDQ Item 26 = 0)

9: Not stated / Missing

**Notes:**

Required Versions:

- YR101

When reporting subscale and total scores use '9 - Not stated / Missing'.

---

## SDQ - Tags

List of tags for the collection occasion.

**Field name:**

sdq\_tags

**Data type:**

string

**Required:**

no

**Notes:**

A comma separated list of tags.

Organisations can use this field to tag records in order to partition them as per local requirements.

Tags can contain lower case letters (or will get lowercased), numbers, dashes, spaces, and `!`. Leading and trailing spaces will be stripped. e.g. `priority!, nurse required, pending-outcome-1` would all be legitimate.

Tags beginning with an exclamation mark (!) are reserved for future use by the Department. e.g. `!reserved, ! reserved, !department-use-only`.

---

## SDQ - Total Difficulties Score

**Field name:**

sdq\_total

**Data type:**

integer

**Required:**

yes

**Domain:**

0 - 40, 99 = Not stated / Missing

**Notes:**

See [SDQ items and Scale Summary scores](#) for instructions on scoring the Total Difficulties Score.

When reporting individual item scores use '99 - Not stated / Missing'.

---

## Service Contact - Client Participation Indicator

An indicator of whether the client participated, or intended to participate, in the service contact, as represented by a code.



**Field name:**

service\_contact\_participation\_indicator

**Data type:**

string

**Required:**

yes

**Domain:**

1: Yes

2: No

**Notes:**

Service contacts are not restricted to in-person communication but can include telephone, video link or other forms of direct communication.

**1 - Yes**

This code is to be used for service contacts between a mental health service provider and the patient/client in whose clinical record the service contact would normally warrant a dated entry, where the patient/client is participating.

**2 - No**

This code is to be used for service contacts between a mental health service provider and a third party(ies) where the patient/client, in whose clinical record the service contact would normally warrant a dated entry, is not participating.

*Note:* Where a client intended to participate in a service contact but failed to attend, [Service Contact - Client Participation Indicator](#) should be recorded as '1: Yes' and [Service Contact - No Show](#) should be recorded as '1: Yes'.

**METeOR:**

494341

---

## Service Contact - Copayment

The co-payment is the amount paid by the client per session.

**Field name:**

service\_contact\_copayment

**Data type:**

number

**Required:**

yes

**Domain:**

0 - 999999.99

**Notes:**

Up to 6 digits before the decimal point; up to 2 digits after the decimal point.

The co-payment is the amount paid by the client per service contact, not the fee paid by the project to the practitioner or the fee paid by the project to the practitioner plus the client contribution. In many cases, there will not be a co-payment charged and therefore zero should be entered. Where a co-payment is charged it should be minimal and based on an individual's capacity to pay.

---

## Service Contact - Date

The date of each mental health service contact between a health service provider and patient/client.

**Field name:**

service\_contact\_date

**Data type:**

date

**Required:**

yes

**Notes:**

For Date fields, data must be recorded in compliance with the standard format used across the National Health Data Dictionary; specifically, dates must be of fixed 8 column width in the format DDMMYYYY, with leading zeros used when necessary to pad out a value. For instance, 13th March 2008 would appear as 13032008.

- The service contact date must not be before 1st January 2014.
- The service contact date must not be in the future.

**METeOR:**

494356

---

## Service Contact - Duration

The time from the start to finish of a service contact.

**Field name:**

service\_contact\_duration

**Data type:**

string

**Required:**

yes

**Domain:**

- 0: No contact took place
- 1: 1-15 mins
- 2: 16-30 mins
- 3: 31-45 mins
- 4: 46-60 mins
- 5: 61-75 mins
- 6: 76-90 mins
- 7: 91-105 mins
- 8: 106-120 mins
- 9: over 120 mins

**Notes:**

For group sessions the time for client spent in the session is recorded for each client, regardless of the number of clients or third parties participating or the number of service providers providing the service. Writing up details of service contacts is not to be reported as part of the duration, except if during or contiguous with the period of client or third party participation. Travel to or from the location at which the service is provided, for example to or from outreach facilities or private homes, is not to be reported as part of the duration of the service contact.

## 0 - No contact took place

Only use this code where the service contact is recorded as a no show.

---

## Service Contact - Final

An indication of whether the Service Contact is the final for the current Episode of Care

**Field name:**

service\_contact\_final

**Data type:**

string

**Required:**

yes

**Domain:**

- 1: No further services are planned for the client in the current episode
- 2: Further services are planned for the client in the current episode
- 3: Not known at this stage

**Notes:**

Service providers should report this item on the basis of future planned or scheduled contacts with the client. Where this item is recorded as 1 (No further services planned), the episode should be recorded as completed by:

- the date of the final Service Contact should be recorded as the Episode End Date
- the Episode Completion Status field should be recorded as 'Treatment concluded'.

Note that no further Service Contacts can be recorded against an episode once it is marked as completed. Where an episode has been marked as completed prematurely, the Episode End Date can be manually corrected to allow additional activity to be recorded.

---

## Service Contact - Funding Source

The source of funding for a service contact

**Field name:**

funding\_source

**Data type:**

string

**Required:**

yes

**Domain:**

- 0: PHN funded
- 7: TWB

**Notes:**

A client may be receiving care from both The Way Back and another service in the same episode. For all Service Contacts provided under The Way Back please select "TWB" for all other types of service please select "PHN Funded".

---

## Service Contact - Interpreter Used

Whether an interpreter service was used during the Service Contact

**Field name:**  
service\_contact\_interpreter

**Data type:**  
string

**Required:**  
yes

**Domain:**

- 1: Yes
- 2: No
- 9: Not stated

**Notes:**  
Interpreter services includes verbal language, non-verbal language and languages other than English.

- 1 - Yes**
- Use this code where interpreter services were used during the Service Contact. Use of interpreter services for any form of sign language or other forms of non-verbal communication should be coded as Yes.
- 2 - No**
- Use this code where interpreter services were not used during the Service Contact.
- 9 - Not stated**
- Indicates that the item was not collected. This item should not appear as an option for clinicians, it is for administrative use only.

---

## Service Contact - Modality

How the service contact was delivered, as represented by a code.

**Field name:**  
service\_contact\_modality

**Data type:**  
string

**Required:**  
yes

**Domain:**

- 0: No contact took place
- 1: Face to Face
- 2: Telephone
- 3: Video
- 4: Internet-based

**Notes:****0 - No contact took place**

Only use this code where the service contact is recorded as a no show.

**1 - Face to Face**

- If 'Face to Face' is selected, a value other than 'Not applicable' must be selected for Service Contact Venue
- If 'Face to Face' is selected a valid Australian postcode must be entered for Service Contact Postcode. The unknown postcode is not valid.

**4 - Internet-based**

Includes email communication, that would normally warrant a dated entry in the clinical record of the client, involving a third party, such as a carer or family member, and/or other professional or mental health worker, or other service provider.

Note: If Service Contact Modality is not 'Face to Face' the postcode must be entered as unknown 9999.

---

**Service Contact - No Show**

Where an appointment was made for an intended participant(s), but the intended participant(s) failed to attend the appointment, as represented by a code.

**Field name:**

service\_contact\_no\_show

**Data type:**

string

**Required:**

yes

**Domain:**

1: Yes

2: No

**Notes:****1 - Yes**

The intended participant(s) failed to attend the appointment.

**2 - No**

The intended participant(s) attended the appointment.

---

**Service Contact - Participants**

An indication of who participated in the Service Contact.

**Field name:**

service\_contact\_participants

**Data type:**

string

**Required:**

yes

**Domain:**

- 1: Individual client
- 2: Client group
- 3: Family / Client Support Network
- 4: Other health professional or service provider
- 5: Other
- 9: Not stated

**Notes:****1 - Individual**

Code applies for Service Contacts delivered individually to a single client without third party participants. Please refer to the Note below.

**2 - Client group**

Code applies for Service Contacts delivered on a group basis to two or more clients.

**3 - Family / Client Support Network**

Code applies to Service Contacts delivered to the family/social support persons of the client, with or without the participation of the client.

**4 - Other health professional or service provider**

Code applies for Service Contacts that involve another health professional or service provider (in addition to the Practitioner), with or without the participation of the client.

**5 - Other**

Code applies to Service Contacts delivered to other third parties (e.g., teachers, employer), with or without the participation of the client.

*Note:* This item interacts with [Service Contact - Client Participation Indicator](#). Where [Service Contact - Participants](#) has a value of '1: Individual', [Service Contact - Client Participation Indicator](#) must have a value of '1: Yes'. [Service Contact - No Show](#) is used to record if the patient failed to attend the appointment.

---

**Service Contact - Postcode**

The Australian postcode where the service contact took place.

**Field name:**

service\_contact\_postcode

**Data type:**

string

**Required:**

yes

**Notes:**

A valid Australian postcode or 9999 if the postcode is unknown. The full list of Australian Postcodes can be found at [Australia Post](#).

- If Service Contact Modality is not 'Face to Face' enter 9999
- If Service Contact Modality is 'Face to Face' a valid Australian postcode must be entered
- As of 1 November 2016, PMHC MDS currently validates that postcodes are in the range 0200-0299 or 0800-9999.

**METeOR:**

429894

## Service Contact - Tags

List of tags for the service contact.

**Field name:**

service\_contact\_tags

**Data type:**

string

**Required:**

no

**Notes:**

A comma separated list of tags.

Organisations can use this field to tag records in order to partition them as per local requirements.

Tags can contain lower case letters (or will get lowercased), numbers, dashes, spaces, and !. Leading and trailing spaces will be stripped. e.g. priority!, nurse required, pending-outcome-1 would all be legitimate.

Tags beginning with an exclamation mark (!) are reserved for future use by the Department. e.g. !reserved, ! reserved, !department-use-only.

## Service Contact - Type

The main type of service provided in the service contact, as represented by the service type that accounted for most provider time.

**Field name:**

service\_contact\_type

**Data type:**

string

**Required:**

yes

**Domain:**

- 0: No contact took place
- 1: Assessment
- 2: Structured psychological intervention
- 3: Other psychological intervention
- 4: Clinical care coordination/liaison
- 5: Clinical nursing services
- 6: Child or youth specific assistance NEC
- 7: Suicide prevention specific assistance NEC
- 8: Cultural specific assistance NEC

## 9: Psychosocial support

### Notes:

Describes the main type of service delivered in the contact, selected from a defined list of categories. Service providers are required to report on Service Type for all Service Contacts.

For TWB only service contacts one of the following values must be used:

#### 0 - No contact took place

Only use this code where the service contact is recorded as a no show.

#### 9 - Psychosocial Support

Where the client attends, this code must be used for Way Back services.

Where a client is being delivered TWB services and accessing another support service within the same Service Provider the full ranges of responses allowed for standard PMHC MDS service contacts is available.

---

## Service Contact - Venue

Where the service contact was delivered, as represented by a code.

### Field name:

service\_contact\_venue

### Data type:

string

### Required:

yes

### Domain:

- 1: Client's Home
- 2: Service provider's office
- 3: GP Practice
- 4: Other medical practice
- 5: Headspace Centre
- 6: Other primary care setting
- 7: Public or private hospital
- 8: Residential aged care facility
- 9: School or other educational centre
- 10: Client's Workplace
- 11: Other
- 12: Aged care centre - non-residential
- 98: Not applicable (Service Contact Modality is not face to face)
- 99: Not stated

### Notes:

Values other than 'Not applicable' only to be specified when Service Contact Modality is 'Face to Face'.

Note that 'Other primary care setting' is suitable for primary care settings such as community health centres.



## Service Contact Key

This is a number or code assigned to each service contact. The Service Contact Key is unique and stable for each service contact at the level of the organisation.

**Field name:**

service\_contact\_key

**Data type:**

string (2,50)

**Required:**

yes

**Notes:**

See [Identifier Management](#) and [Managing Practitioner, Episode and Service Contact Keys](#)

---

## SIDAS - Question 1

In the past month, how often have you had thoughts about suicide?

**Field name:**

sidas\_item1

**Data type:**

string

**Required:**

yes

**Domain:**

0 - 10, 99 = Not stated / Missing

**Notes:**

0 = Never, 10 = Always

Respondents who respond "0 – Never" to the first item skip all remaining items and score a total of zero. Refer to [SIDAS Current Validations](#) for information about how this is enforced in the PMHC MDS.

---

## SIDAS - Question 2

In the past month, how much control have you had over these thoughts?

**Field name:**

sidas\_item2

**Data type:**

string

**Required:**

yes

**Domain:**

0 - 10, 98 = Not required, 99 = Not stated / Missing

**Notes:**

0 = No control, 10 = Full control

Controllability is reversed scored (10=0, 9=1, ..., 0=10), however responses must not be reversed before entering data into the PMHC MDS. The PMHC MDS will reverse this item when calculating the total score.

---

### SIDAS - Question 3

In the past month, how close have you come to making an attempt?

**Field name:**

sidas\_item3

**Data type:**

string

**Required:**

yes

**Domain:**

0 - 10, 98 = Not required, 99 = Not stated / Missing

**Notes:**

0 = Not close at all, 10 = Made an attempt

---

### SIDAS - Question 4

In the past month, to what extent have you felt tormented by thoughts about suicide?

**Field name:**

sidas\_item4

**Data type:**

string

**Required:**

yes

**Domain:**

0 - 10, 98 = Not required, 99 = Not stated / Missing

**Notes:**

0 = Not at all, 10 = Extremely

---

### SIDAS - Question 5

In the past month, how much have thoughts about suicide interfered with your ability to carry out daily activities, such as work, household tasks or social activities?

**Field name:**

sidas\_item5

**Data type:**

string

**Required:**

yes

**Domain:**

0 - 10, 98 = Not required, 99 = Not stated / Missing

**Notes:**

0 = Not at all, 10 = Extremely

---

## SIDAS - Tags

List of tags for the collection occasion.

**Field name:**

sidas\_tags

**Data type:**

string

**Required:**

no

**Notes:**

A comma separated list of tags.

Organisations can use this field to tag records in order to partition them as per local requirements.

Tags can contain lower case letters (or will get lowercased), numbers, dashes, spaces, and `!`. Leading and trailing spaces will be stripped. e.g. `priority!, nurse required, pending-outcome-1` would all be legitimate.

Tags beginning with an exclamation mark (!) are reserved for future use by the Department. e.g. `!reserved, ! reserved, !department-use-only`.

---

## TWB Critical Incident - Date

The date the critical incident was reported to the Service Provider.

**Field name:**

twb\_critical\_incident\_date

**Data type:**

date

**Required:**

yes

**Notes:**

For Date fields, data must be recorded in compliance with the standard format used across the National Health Data Dictionary; specifically, dates must be of fixed 8 column width in the format DDMMYYYY, with leading zeros used when necessary to pad out a value. For instance, 13th March 2008 would appear as 13032008.

Requires services to record the date of when a critical incident was reported.

If the reported date of the critical incident is unknown, 09099999 should be used.

- The critical incident date must not be before 1st January 2019.
- The critical incident date must not be in the future.

---

## TWB Critical Incident - Type

The type of critical incident.

**Field name:**

twb\_critical\_incident\_type

**Data type:**

string

**Required:**

yes

**Domain:**

- 1: Suicide attempt of an active client
- 2: Suicide death of an active client
- 3: Death by other cause of an active client
- 9: Not stated/Inadequately described

**Notes:**

**Reporting requirements** Mandatory where a critical incident is reported.

**Guide for use** It is acknowledged that due to the nature of the project and the reporting of suicide, Beyond Blue and stakeholders may not be advised of all critical incidents. It is also acknowledged that each Service Provider will have the appropriate management strategies in place for handling Critical Incidents.

---

## TWB Critical Incident Key

This is a number or code assigned to each critical incident. The Critical Incident Key is unique and stable for each Critical Incident at the level of the organisation.

**Field name:**

twb\_critical\_incident\_key

**Data type:**

string (2,50)

**Required:**

yes

**Notes:**

See [Identifier Management](#)

---

## TWB Episode - Eligibility Type

The criteria by which a client is assessed as being eligible for the Way Back Support service, as represented by a code.

**Field name:**

twb\_eligibility\_type

**Data type:**

string

**Required:**

yes

**Domain:**

- 1: Primary Criteria
- 2: Secondary Criteria
- 98: Other
- 99: Not stated/Inadequately described

**Notes:****1 - Primary Eligibility Criteria**

The primary eligibility criteria are met when a person is referred to The Way Back after presenting to a hospital emergency department or community mental health service following a suicide attempt. A suicide attempt is defined as a “non-fatal self-directed potentially injurious behaviour with any intent to die as a result of the behaviour”. A suicide attempt may or may not result in physical injury and may or may not result in a hospital admission.

**2 - Secondary Eligibility Criteria**

The secondary eligibility criteria are met when a person is referred to The Way Back after presenting to a hospital emergency department or community mental health service in or following a suicidal crisis and whose risk of suicide is identified as imminent. A suicidal crisis is defined as a person experiencing distress, suicidal thoughts and articulating an intent to die. A suicidal crisis may or may not result in a hospital admission.

---

**TWB Episode - External Evaluator Contact Consent**

The status of whether the client has consented to be contacted by external evaluators, as represented by a code.

**Field name:**

twb\_external\_evaluator\_contact\_consent

**Data type:**

string

**Required:**

yes

**Domain:**

- 1: Consented to be contacted by external evaluators
- 2: Not consented to be contacted by external evaluators
- 9: Not stated/Inadequately described

**Notes:**

**Guide for use** If the client consents to be contacted for the evaluation, this does not mean they have to take part in any activities and can choose to withdraw their consent at any time.

---

**TWB Episode - Intersex Status**

An indication of whether the client has an intersex status, as represented by a code.

**Field name:**

twb\_intersex\_status

**Data type:**

string

**Required:**

yes

**Domain:**

- 1: Yes
- 2: No
- 3: Does not want to disclose
- 9: Not stated / Unknown

**Notes:**

**Guide for use** The term intersex is used to describe people who are born with sex characteristics, including genitals, gonads and chromosome patterns, that do not fit typical binary notions of male and female bodies

---

**TWB Episode - Method of suicide attempt**

Identifies the method of the most recent suicide attempt, as represented by a code.

**Field name:**

twb\_method\_of\_suicide\_attempt

**Data type:**

string

**Required:**

yes

**Domain:**

- 1: Intentional self-poisoning
  - 2: Intentional self-harm by hanging, strangulation and suffocation
  - 3: Intentional self-harm by drowning and submersion
  - 4: Intentional self-harm by sharp object
  - 5: Intentional self-harm by Firearm
  - 6: Intentional self-harm by jumping from a high place
  - 98: Other
  - 99: Not stated/Inadequately described
- 

**TWB Episode - Previous suicide attempts**

Indicates whether the client has attempted suicide prior to this episode, as represented by a code.

**Field name:**

twb\_previous\_suicide\_attempts

**Data type:**

string

**Required:**

yes

**Domain:**

- 1: No
- 2: Previous attempt(s) made in the past 12 months
- 3: Previous attempt(s) made prior to the last 12 months
- 4: Previous attempts made both within and prior to the last 12 months
- 7: Not known
- 9: Not stated/Inadequately described

**Notes:**

A suicide attempt is described as a non-fatal, self-directed, potentially injurious behaviour with an intent to die as a result of the behaviour; might not result in injury.

---

## TWB Episode - Primary Nominated Professional

Identifies the profession of the primary professional nominated by the client, as represented by a code.

**Field name:**

twb\_primary\_nominated\_professional

**Data type:**

string

**Required:**

yes

**Domain:**

- 1: Aboriginal and Torres Strait Islander Health Practice
- 2: Medical
- 3: Nursing and Midwifery
- 4: Occupational Therapy
- 5: Psychology
- 6: Mental Health Social Worker
- 98: Other
- 99: No one nominated

**Notes:**

The primary nominated professional of the client is the professional or support worker that the client consents to be advised of their participation in The Way Back Support Service.

If a client does not wish for anyone to be advised then code 99 indicates no consent in conjunction with 09099999 for [TWB Episode - Primary Nominated Professional Consent Date](#) indicates no consent.

---

## TWB Episode - Primary Nominated Professional Consent Date

The date that the client consented to having their Primary Nominated Professional contacted.

**Field name:**

twb\_primary\_nominated\_professional\_consent\_date

**Data type:**

date

**Required:**

yes

**Notes:**

For Date fields, data must be recorded in compliance with the standard format used across the National Health Data Dictionary; specifically, dates must be of fixed 8 column width in the format DDMMYYYY, with leading zeros used when necessary to pad out a value. For instance, 13th March 2008 would appear as 13032008.

If a client does not wish for anyone to be advised please use the date 09099999.

- The consent date must not be before 1st January 2019.
- The consent date must not be in the future.

## TWB Episode - Primary Nominated Professional Contact Entry Date

The date that the client's Primary Nominated Professional was contacted after entry.

**Field name:**

twb\_primary\_nominated\_professional\_contact\_entry\_date

**Data type:**

date

**Required:**

yes

**Notes:**

For Date fields, data must be recorded in compliance with the standard format used across the National Health Data Dictionary; specifically, dates must be of fixed 8 column width in the format DDMMYYYY, with leading zeros used when necessary to pad out a value. For instance, 13th March 2008 would appear as 13032008.

If a client does not wish for anyone to be advised please use the date 09099999.

- The entry date must not be before 1st January 2019.
- The entry date must not be in the future.

Written advice (email or letter) advising of the client's participation in The Way Back Support Service must be sent to the primary nominated professional on commencement of the service. The Contact Entry Date is the date the service provider initiates the communication with the primary nominated professional, the date the email or letter is sent. There is a KPI requirement for this to take place within 3 business days of client consent.

---

## TWB Episode - Primary Nominated Professional Contact Exit Date

The date that the client's Primary Nominated Professional was contacted after client's exit.

**Field name:**

twb\_primary\_nominated\_professional\_contact\_exit\_date

**Data type:**

date

**Required:**

yes

**Notes:**

For Date fields, data must be recorded in compliance with the standard format used across the National Health Data Dictionary; specifically, dates must be of fixed 8 column width in the format DDMMYYYY, with leading zeros used when necessary to pad out a value. For instance, 13th March 2008 would appear as 13032008.

If a client does not wish for anyone to be advised please use the date 09099999.

- The exit date must not be before 1st January 2019.
- The exit date must not be in the future.
- The exit date must not be before the entry date.

Written advice (email or letter) advising of the client's exit from The Way Back Support Service must be sent to the primary nominated professional on exit of the service. The Contact Exit Date is the date the service provider sends this information to the primary nominated professional, the date the email or letter is sent. There is a KPI requirement that this occurs within 3 business days of client exit.



---

## TWB Episode - Sexual Orientation

Identifies how the client describes their sexual orientation, as represented by a code.

**Field name:**

twb\_sexual\_orientation

**Data type:**

string

**Required:**

yes

**Domain:**

- 1: Straight or heterosexual
- 2: Lesbian, gay or homosexual
- 3: Bisexual or pansexual
- 4: Asexual
- 5: Questioning
- 6: Other
- 9: Not stated

**Notes:**

Sexual orientation encompasses several dimensions of sexuality including sexual identity, attraction and behavior, and refers to a person's emotional, physical and/or sexual attraction to another person.

**Definitions of terms**

**Lesbian**

The term lesbian is used to describe a person identifying as a woman who is romantically and/or sexually attracted to other women.

**Gay**

The term gay is used to describe a person identifying as a man who is romantically and/or sexually attracted to other men.

**Bisexual**

The term bisexual is used to describe a person of any gender who is romantically and/or sexually attracted to people or more than one gender. Some people who fit this description prefer the terms 'queer' or Pansexual, in recognition of more than two genders. It may also be defined as romantic or sexual attraction to people of any sex or gender identity, which is also known as pansexuality.

**Asexual**

Asexual is a sexual orientation defined by a lack of sexual attraction to any person of any gender.

**Questioning**

Is a process of exploration by people who may be unsure, still exploring, and concerned about applying a social label to themselves for various reasons.

## TWB Episode - Transgender Status

An indication of whether the client has a transgender history, experience or identity , as represented by a code.

**Field name:**

twb\_transgender\_status

**Data type:**

string

**Required:**

yes

**Domain:**

- 1: Yes
- 2: No
- 3: Does not want to disclose
- 9: Not stated / Unknown

**Notes:**

The term transgender is used to describe people whose gender identity does not align with the sex they were assigned at birth.

Non-binary genders also fit under this umbrella term, as well as under the term gender diverse.

---

## TWB Episode - Veteran

An indication of whether the client identifies as a veteran, as represented by a code.

**Field name:**

twb\_veteran

**Data type:**

string

**Required:**

yes

**Domain:**

- 1: Identifies as a veteran
  - 2: Does not identify as a veteran
  - 9: Not stated/Inadequately described
- 

## TWB NI - Tags

List of tags for the collection occasion.

**Field name:**

twb\_ni\_tags

**Data type:**

string

**Required:**

no

**Notes:**

A comma separated list of tags.

Organisations can use this field to tag records in order to partition them as per local requirements.

Tags can contain lower case letters (or will get lowercased), numbers, dashes, spaces, and `!`. Leading and trailing spaces will be stripped. e.g. `priority!, nurse required, pending-outcome-1` would all be legitimate.

Tags beginning with an exclamation mark (!) are reserved for future use by the Department. e.g. `!reserved, ! reserved, !department-use-only`.

---

## TWB NI - Type

The identified needs of the client at commencement or review of the service.

**Field name:**

twb\_ni\_type

**Data type:**

string

**Required:**

yes

**Domain:**

- 1: Health (Physical)
- 2: Self-esteem
- 3: Mental Health Condition
- 4: Home
- 5: Education/Employment
- 6: Sexual/Physical/Emotional Abuse
- 7: Marital/De facto Relationship
- 8: Financial Problems
- 9: Sexual Identity/Orientation
- 10: Sense of Self
- 11: Loss of Hope
- 12: Drugs/Alcohol
- 13: Family History Mental Health Problems
- 14: Family History Suicide /Attempt
- 15: Other knowledge of suicide
- 16: Grief and Loss
- 17: Social support/sense of belonging
- 18: Coping/problem solving ability
- 19: Cultural identity
- 20: Child rearing or care taking responsibilities
- 21: Help-seeking behaviour
- 22: Religion

- 23: Self Care
- 24: Daily Structure
- 98: Other
- 99: Not stated/Inadequately described

Multiple space separated values allowed

**Notes:**

**Reporting requirements** The Needs Identification (NI) is a screening process where the psychosocial needs of a client are identified. It provides the basis for the creation of a Support Plan and is considered a useful way to help understand client support needs and service goals. The needs identified through this process should inform the client's goals and recommendations to community-based services.

The NI must be administered at a minimum at the following points of service participation:

- At the start of The Way Back
- At the six-week or mid-point of the expected support period
- At exit from the service

---

## TWB NI Key

This is a number or code assigned to each instance of a TWB NI. The TWB NI Key is unique and stable for each instance of a TWB NI at the level of the organisation.

**Field name:**

twb\_ni\_key

**Data type:**

string (2,50)

**Required:**

yes

**Notes:**

See [Identifier Management](#)

---

## TWB Plan - Plan Type

The type of plan.

**Field name:**

twb\_plan\_type

**Data type:**

string

**Required:**

yes

**Domain:**

- 1: Safety
- 2: Support

**Notes:**

1 - Safety Plan

Clients referred to The Way Back may have commenced the process of safety planning as part of their discussions with Emergency Department or Ward staff. Any existing safety plans completed by hospital or staff should be shared with or requested by The Way Back service provider and updated as part of preliminary discussions with The Way Back clients. Where clients referred to The Way Back have not completed any safety planning prior to their referral this should be completed as a priority once the client has consented to participate in The Way Back.

Safety Plans must be updated/developed within the first contact with the client. Safety plans should be reviewed with a client as needed. Each instance of the review and update of a safety plan should be recorded.

Service Providers should choose the most appropriate Support Plan template for their service. The TWB Tools and Templates provide a sample of one and there is also the BeyondNow app.

## 2 - Support Plan

All Way Back service providers must work collaboratively with their clients to develop a Support Plan that articulates:

- the client's **needs** as assessed using the Support Tools
- the client's **goals** of participating in The Way Back
- proposed **actions and interventions** planned to address identified needs and goals including referrals to be made

In developing a Support Plan, discussion with clients should consider warning signs, strengths, support mechanisms and strategies that have enabled them to take the next steps. Needs Identified in this process are to be grouped and reported in the TWB NI data collection.

A Support Plan must be completed with a client within two weeks of their consenting to participate in the service. To identify a client's needs and build an understanding of what support will be of benefit, all Support Tools and Measures should be completed prior to completing the Support Plan. Support Plans are also required to be reviewed at 6 weeks, or a regular basis throughout the support period to ensure that strategies are current and upon Service Exit. Each review must be documented.

---

## TWB Plan - Tags

List of tags for the collection occasion.

**Field name:**

twb\_plan\_tags

**Data type:**

string

**Required:**

no

**Notes:**

A comma separated list of tags.

Organisations can use this field to tag records in order to partition them as per local requirements.

Tags can contain lower case letters (or will get lowercased), numbers, dashes, spaces, and !. Leading and trailing spaces will be stripped. e.g. priority!, nurse required, pending-outcome-1 would all be legitimate.

Tags beginning with an exclamation mark (!) are reserved for future use by the Department. e.g. !reserved, ! reserved, !department-use-only.

---

## TWB Plan Key

This is a number or code assigned to each instance of a TWB Plan. The TWB Plan Key is unique and stable for each instance of a measure at the level of the organisation.

**Field name:**

twb\_plan\_key

**Data type:**

string (2,50)

**Required:**

yes

**Notes:**

See [Identifier Management](#)

---

## TWB Recommendation Out - Provider Type

Identifies the type of external service(s) that the client has been recommended to from the Way Back during their Episode of care, as represented by a code.

**Field name:**

twb\_recommendation\_out\_provider\_type

**Data type:**

string

**Required:**

yes

**Domain:**

- 1: GP/Medical Practitioner
- 2: Hospital
- 3: Psychiatric/mental health service or facility
- 4: Alcohol and other drug treatment service
- 5: Other community/health care service
- 6: Correctional service
- 7: Police diversion
- 8: Court diversion
- 9: Legal service
- 10: Child protection agency
- 11: Community support groups/agencies
- 12: Centrelink or employment service
- 13: Housing and homelessness service
- 14: Telephone & online services/referral agency e.g. direct line
- 15: Disability support service
- 16: Aged care facility/service
- 17: Immigration department or asylum seeker/refugee support service
- 18: School/other education or training institution
- 19: Community based Drug and Alcohol Service
- 20: Youth service (non-AOD)

- 21: Indigenous service (non-AOD)
- 22: Extended care/rehabilitation facility
- 23: Palliative care service
- 24: Police (not diversion)
- 25: Public dental provider - community dental agency
- 26: Dental Hospital
- 27: Private Dental Provider
- 28: Early childhood service
- 29: Maternal and Child Health Service
- 30: Community nursing service
- 31: Emergency relief
- 32: Family support service (excl family violence)
- 33: Family violence service
- 34: Gambling support service
- 35: Maternity services
- 36: Peer support/self-help group
- 37: Private allied health provider
- 38: Sexual Assault service
- 39: Financial counsellor
- 40: Sexual health service
- 41: Medical specialist
- 97: No Recommendation
- 98: Other
- 99: Not stated/Inadequately described

**Notes:**

It is best to record the recommendation information as soon as the client is recommended to an agency/community service as it may be difficult to track this information later.

To assist staff, service providers may find it useful to make a list of the agencies from which they most frequently send recommendations and note the corresponding Source of Recommendation code. Report the Recommendation starting with the most relevant or urgent one first.

---

## **TWB Recommendation Out - Status**

Identifies the final status of external service recommendations made to the client, as represented by a code.

**Field name:**

twb\_recommendation\_out\_status

**Data type:**

string

**Required:**

yes

**Domain:**

- 1: Client declined to take up recommendation
- 2: Service commenced
- 3: Service completed

- 4: Waitlisted
- 5: Client deceased prior to service commencement
- 98: Other
- 99: Not stated/Inadequately described

**Notes:**

It is only necessary to complete this field when initially recommending and again, when closing the episode. There is no requirement to keep it updated as a recommendation progresses.

---

## **TWB Recommendation Out Key**

This is a number or code assigned to each recommendation out. The Recommendation Out Key is unique and stable for each recommendation out at the level of the organisation.

**Field name:**

twb\_recommendation\_out\_key

**Data type:**

string (2,50)

**Required:**

yes

---

## **Value**

The metadata value.

**Field name:**

value

**Data type:**

string

**Required:**

yes

---

## **WHO-5 - Question 1**

I have felt cheerful and in good spirits

**Field name:**

who5\_item1

**Data type:**

string

**Required:**

yes

**Domain:**

- 0: At no time
- 1: Some of the time
- 2: Less than half of the time
- 3: More than half of the time



- 4: Most of the time
- 5: All of the time
- 9: Not stated / Missing

**Notes:**

When reporting total score use '9 - Not stated / Missing'

---

## WHO-5 - Question 2

I have felt calm and relaxed

**Field name:**

who5\_item2

**Data type:**

string

**Required:**

yes

**Domain:**

- 0: At no time
- 1: Some of the time
- 2: Less than half of the time
- 3: More than half of the time
- 4: Most of the time
- 5: All of the time
- 9: Not stated / Missing

**Notes:**

When reporting total score use '9 - Not stated / Missing'

---

## WHO-5 - Question 3

I have felt active and vigorous

**Field name:**

who5\_item3

**Data type:**

string

**Required:**

yes

**Domain:**

- 0: At no time
- 1: Some of the time
- 2: Less than half of the time
- 3: More than half of the time
- 4: Most of the time
- 5: All of the time
- 9: Not stated / Missing

**Notes:**

When reporting total score use '9 - Not stated / Missing'

---

**WHO-5 - Question 4**

I woke up feeling fresh and rested

**Field name:**

who5\_item4

**Data type:**

string

**Required:**

yes

**Domain:**

- 0: At no time
- 1: Some of the time
- 2: Less than half of the time
- 3: More than half of the time
- 4: Most of the time
- 5: All of the time
- 9: Not stated / Missing

**Notes:**

When reporting total score use '9 - Not stated / Missing'

---

**WHO-5 - Question 5**

My daily life has been filled with things that interest me

**Field name:**

who5\_item5

**Data type:**

string

**Required:**

yes

**Domain:**

- 0: At no time
- 1: Some of the time
- 2: Less than half of the time
- 3: More than half of the time
- 4: Most of the time
- 5: All of the time
- 9: Not stated / Missing

**Notes:**

When reporting total score use '9 - Not stated / Missing'

---

## WHO-5 - Tags

List of tags for the collection occasion.

**Field name:**

who5\_tags

**Data type:**

string

**Required:**

no

**Notes:**

A comma separated list of tags.

Organisations can use this field to tag records in order to partition them as per local requirements.

Tags can contain lower case letters (or will get lowercased), numbers, dashes, spaces, and `!`. Leading and trailing spaces will be stripped. e.g. `priority!, nurse required, pending-outcome-1` would all be legitimate.

Tags beginning with an exclamation mark (!) are reserved for future use by the Department. e.g. `!reserved, ! reserved, !department-use-only`.

---

## Download Specification Files

Available for software developers designing extracts for TWB, please click the link below to download TWB Specification files for the PMHC MDS:

- [📄 TWB Specification zip](#)

## Upload Specification

### File types

Files will be accepted in the following types:

- Comma Separated Values (CSV)
- Excel (XLSX)

### Comma Separated Values (CSV)

Requirements for CSV files:

- The CSV files must conform to [RFC 4180](#).
- In addition, CSV files must be created using UTF-8 character encoding.
- CSV files must have the file extension .csv
- Multiple CSV files must be uploaded - one CSV file for each format described [below](#).
- The CSV files must be compressed into a single file by zipping before upload. The filename of the zip file doesn't matter as long as it has the file extension .zip

## Excel (XLSX)

Requirements for XLSX files:

Excel files must be in XLSX format. The following versions of Excel support this format:

- Excel 2007 (v12.0)
- Excel 2010 (v14.0)
- Excel 2013 (v15.0)
- Excel 2016 (v16.0)

One XLSX file must be uploaded containing multiple worksheets - one worksheet for each format described [below](#).

When saving your file, please choose the filetype 'Excel Workbook (.xlsx)'.

The filename of the Excel file doesn't matter as long as it has the file extension .xlsx

### Files or worksheets to upload

The TWB upload format was slightly different to the previous [PMHC MDS Version 2.0 upload format](#).

The TWB upload format separates collection occasion data into a separate Collection Occasions worksheet so that multiple measures can be collected at a single collection occasion.

The TWB upload format now aligns closer with a current [PMHC MDS Version 4.0 upload file format](#).

However, the 8: *Psychosocial Support* response has been removed from the Principal Focus of Treatment Plan in PMHC MDS Version 4.0. It is still an allowed value in the TWB extension. In addition, the TWB upload format adds additional values to support the TWB extension.

TWB files/worksheets can be uploaded to the PMHC MDS in one of two ways:

- [Option A: Separate PMHC and TWB uploads](#) - Option A is recommended for organisations who have not yet changed their standard upload files to include TWB data. It allows these organisations to do their normal PMHC MDS upload and then do a second upload for TWB data. Option A is also recommended for organisations who use Data Entry instead of upload for the PMHC MDS data, but who wish to upload TWB data.
- [Option B: One upload including PMHC and TWB clients](#) - Option B is recommended for organisations who have already migrated their standard PMHC MDS uploads to allow TWB uploads at the same time. It allows both PMHC MDS and TWB data to be uploaded together in one upload.

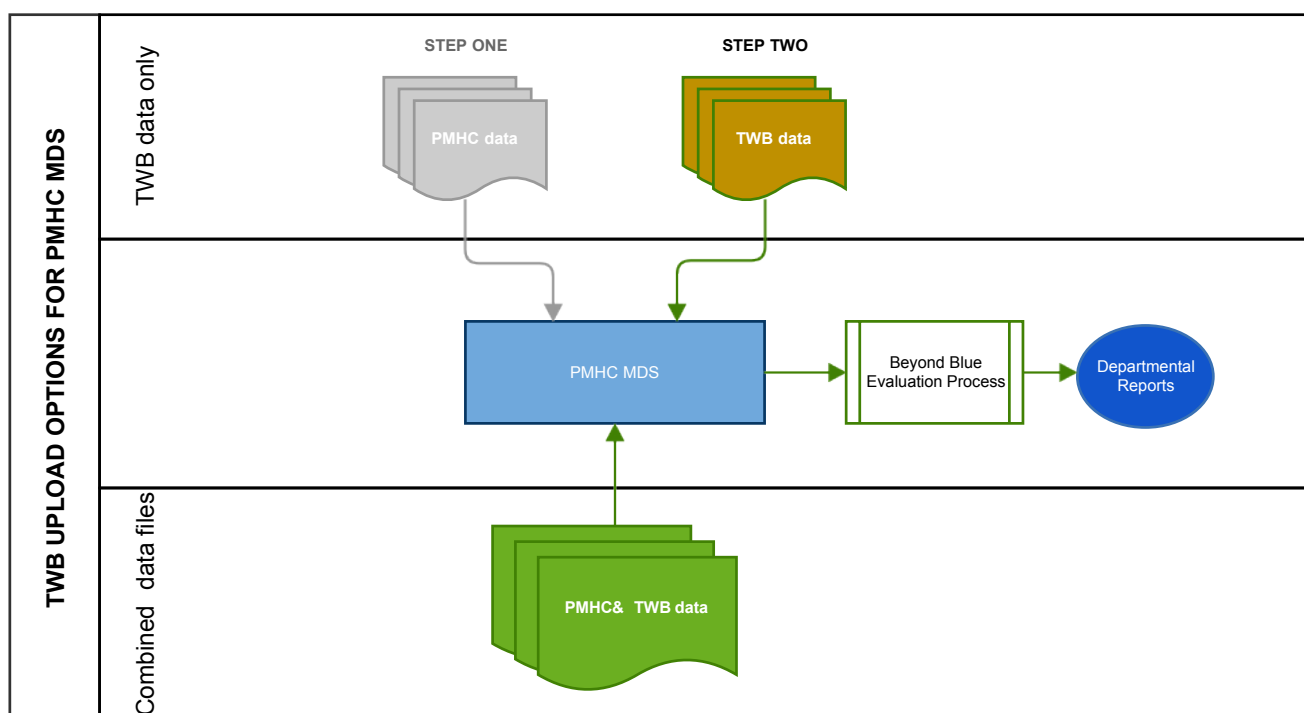


Fig. 3 TWB upload data model within the PMHC MDS

When uploading TWB data files only the following files/worksheets can be uploaded to the PMHC MDS:

Table 14 Summary of files to upload

File Type	CSV filename	Excel worksheet name	Required
Metadata	metadata.csv	Metadata	Required
Organisations	organisations.csv	Organisations	Optional and only available if the user has the Organisation Management role
Clients	clients.csv	Clients	Optional
Episodes	episodes.csv	Episodes	Optional
TWB Episodes	twb-episodes.csv	TWB Episodes	Required
TWB Critical Incidents	twb-critical-incidents.csv	TWB Critical Incidents	Required
TWB Recommendation Outs	twb-recommendation-outs.csv	TWB Recommendation Outs	Required
Collection Occasions	collection-occasions.csv	Collection Occasions	Required
K10+ Measures	k10p.csv	K10+	Required
K5 Measures	k5.csv	K5	Required
SDQ Measures	sdq.csv	SDQ	Required
WHO-5 Measures	who5.csv	WHO-5	Required
SIDAS Measures	sidas.csv	SIDAS	Required
TWB Plans	twb-plans.csv	TWB Plans	Required

File Type	CSV filename	Excel worksheet name	Required
<a href="#">TWB Needs Identifications</a>	twb-nis.csv	TWB NIs	Required
<a href="#">Service Contacts</a>	service-contacts.csv	Service Contacts	Required
<a href="#">Practitioners</a>	practitioners.csv	Practitioners	Required the first time or when practitioner information changes. Optional otherwise.

All files must be internally consistent. An example of what this means is that for every TWB episode, service contact and measures in an upload file, there must be a corresponding episode in the episodes file/worksheet. It also means that for every row in the episodes file/worksheet, there must be a corresponding client in the clients file/worksheet.

### Option A: Separate PMHC and TWB uploads

When uploading standard PMHC clients and TWB clients separately, the upload for the standard PMHC clients should use the [PMHC MDS Version 4.0 upload format](#) and the upload for the TWB clients should use the format as described in this document.

### Option B: One upload including PMHC and TWB clients

For those organisations who are ready to change their standard PMHC MDS uploads, PMHC MDS and TWB uploads can be combined together in the one upload to the PMHC MDS.

In this instance, when reporting non TWB clients, please use 0: *PHN funded* for [Service Contact - Funding Source](#).

### File format

Requirements for file formats:

- The first row must contain the column headings as defined for each file type.
- Each item is a column in the file/worksheet. The 'Field Name' must be used for the column headings. The columns must be kept in the same order.
- The second and subsequent rows must contain the data.
- Data elements for each file/worksheet are defined at [Record Formats](#).
- For data elements that allow multiple values, each value should be separated by a space; for example: 1 3 6.

All TWB data uploads must include a Metadata file/worksheet. See [Metadata file](#).

Each of the below example files assumes the following organisation structure:

Organisation Key	Organisation Name	Organisation Type	Parent Organisation
PHN999	Test PHN	Primary Health Network	None
NFP01	Test Provider Organisation	Private Allied Health Professional Practice	PHN999

Therefore the 'Organisation Path' for Test Provider Organisation is PHN999:NFP01.

## Metadata file

All TWB data uploads must include a Metadata file/worksheet. - In the first row, the first cell must contain 'key' and the second cell must contain 'value' - In the second row, the first cell must contain 'type' and the second cell must contain 'WAYBACK' - In the third row, the first cell must contain 'version' and the second cell must contain '3.0'

i.e.:

key	value
type	WAYBACK
version	3.0

Data elements for the TWB metadata upload file/worksheet are defined at [Metadata](#).

Example TWB metadata data:

- [CSV TWB metadata file](#).
- [XLSX TWB metadata worksheet](#).

## Organisation file format

This file is for PHN use only. The organisation file/worksheet is optional. This is similar to the standard [PMHC MDS Provider Organisation file/worksheet](#).

Data elements for the Provider Organisation upload file/worksheet are defined at [Provider Organisation data elements](#).

Example organisation data:

- [CSV organisation file](#).
- [XLSX organisation worksheet](#).

## Client file format

The client file/worksheet is required to be uploaded each time.

Data elements for the client upload file/worksheet are defined at [Client data elements](#).

Example client data:

- [CSV client file](#).
- [XLSX client worksheet](#).

## Episode file format

The episode file/worksheet is required to be uploaded each time.

Data elements for the episode upload file/worksheet are defined at [Episode data elements](#).

Example episode data:

- [CSV episode file](#).
- [XLSX episode worksheet](#).

### **TWB Episode file format**

The TWB episode file/worksheet is required to be uploaded each time.

Data elements for the TWB Episode upload file/worksheet are defined at [TWB Episode](#).

Example TWB episode data:

- [CSV TWB episode file](#).
- [XLSX TWB episode worksheet](#).

### **TWB Critical Incident file format**

The TWB Critical Incident file/worksheet is required to be uploaded each time.

Data elements for the TWB Critical Incident upload file/worksheet are defined at [TWB-Critical Incident](#).

Example TWB Critical Incident data:

- [CSV TWB Critical Incident file](#).
- [XLSX TWB Critical Incident worksheet](#).

### **TWB Recommendation Out file format**

The TWB Recommendation Out file/worksheet is required to be uploaded each time.

Data elements for the TWB Recommendation Out upload file/worksheet are defined at [TWB-Recommendation Out](#).

Example TWB Recommendation Out data:

- [CSV TWB Recommendation Out file](#).
- [XLSX TWB Recommendation Out worksheet](#).

### **Collection Occasion file format**

The Collection Occasion file/worksheet is required to be uploaded each time.

Data elements for the Collection Occasion upload file/worksheet are defined at [Collection Occasion](#).



Example Collection Occasion data:

- [CSV Collection Occasion file.](#)
- [XLSX Collection Occasion worksheet.](#)

### **K10+ file format**

The K10+ file/worksheet is required to be uploaded each time.

Data elements for the K10+ upload file/worksheet are defined at [K10+ Measure](#).

Example K10+ data:

- [CSV K10+ file.](#)
- [XLSX K10+ worksheet.](#)

### **K5 file format**

The K5 file/worksheet is required to be uploaded each time.

Data elements for the K5 upload file/worksheet are defined at [K5 Measure](#).

Example K5 data:

- [CSV K5 file.](#)
- [XLSX K5 worksheet.](#)

### **SDQ file format**

The SDQ file/worksheet is required to be uploaded each time.

When *only* TWB clients are uploaded, this file/worksheet is still required, but will only contain a row for the headers. No data should be supplied.

When *both* TWB and PMHC clients are uploaded, this file/worksheet will contain data but only for PMHC clients. There should not be SDQ's recorded against TWB clients.

Data elements for the SDQ upload file/worksheet are defined at [SDQ Measure](#).

Example SDQ data:

- [CSV SDQ file.](#)
- [XLSX SDQ worksheet.](#)

## **WHO-5 file format**

The WHO-5 file/worksheet is required to be uploaded each time.

Data elements for the WHO-5 upload file/worksheet are defined at [WHO-5 Measure](#).

Example WHO-5 data:

- [CSV WHO-5 file](#).
- [XLSX WHO-5 worksheet](#).

## **SIDAS file format**

The SIDAS file/worksheet is required to be uploaded each time.

Data elements for the SIDAS upload file/worksheet are defined at [SIDAS Measure](#).

Example SIDAS data:

- [CSV SIDAS file](#).
- [XLSX SIDAS worksheet](#).

## **TWB Plan file format**

The TWB Plan file/worksheet is required to be uploaded each time.

Data elements for the TWB Plan upload file/worksheet are defined at [TWB Plan](#).

Example TWB Plan data:

- [CSV TWB Plan file](#).
- [XLSX TWB Plan worksheet](#).

## **TWB Needs Identification file format**

The TWB NI file/worksheet is required to be uploaded each time.

Data elements for the TWB NI upload file/worksheet are defined at [TWB NI](#).

Example TWB Plan data:

- [CSV TWB NI file](#).
- [XLSX TWB NI worksheet](#).

## **Service Contact file format**

The service contact file/worksheet is required to be uploaded each time.

Data elements for the service contact upload file/worksheet are defined at [Service Contact](#).

Example service contact data:

- [CSV service contact file](#).
- [XLSX service contact worksheet](#).

## Practitioner file format

The Practitioner file/worksheet is required for the first upload and when practitioner information changes. It is optional otherwise.

Data elements for the Practitioner upload file/worksheet are defined at [Practitioner data elements](#).

Example Practitioner data:

- [CSV practitioner file](#).
- [XLSX practitioner worksheet](#).

## Deleting records

- Records of the following type can be deleted via upload:
  - Client
  - Episode
  - TWB Episode
  - TWB Critical Incident
  - TWB Recommendation Out
  - Collection Occasion
  - K10+
  - K5
  - SDQ
  - WHO-5
  - SIDAS
  - TWB Plan
  - TWB NI
  - Practitioner
- An extra optional "delete" column can be added to each of the supported upload files/worksheets.
- If included, this column must be the third column in each file, after the organisation path and the record's entity key.
- To delete a record, include its organisation path and its entity key, leave all other fields blank and put "delete" in the "delete" column. Please note that case is important. "DELETE" will not be accepted.
- Marking a record as deleted will require all child records of that record also to be marked for deletion. For example, marking a client as deleted will require all episodes, service contacts and collection occasions of that client to be marked for deletion.
- While deletions can be included in the same upload as insertions/updates, we recommend that you include all deletions in a separate upload that is uploaded before the insertions/updates.

Example TWB files showing how to delete via upload:

## TWB Episode data

- [XLSX delete file containing only TWB worksheets.](#)
- [CSV delete TWB episode file.](#)

## Validation Rules

TWB is an extension of the Primary Mental Health Care Minimum Data Set (PMHC MDS); the current PMHC MDS Validations rules apply. These are available to be viewed at <https://docs.pmhc-mds.com/data-specification/validation-rules.html>.

This document defines validation rules between TWB items and record types. The domain of individual TWB items is defined in [Record Formats](#).

## Current TWB Validations

### 1. TWB Episode

1. [Episode Key](#) must be an existing PMHC episode within the PMHC MDS.
2. [!wayback](#) tag should be included in the [Episode - Tags](#) field of the corresponding PMHC episode, otherwise the system will automatically include it.
3. The [TWB Episode - Primary Nominated Professional Consent Date](#)
  - must not be before 1 January 2019
  - and must not be before [Episode - Referral Date](#)
  - and must not be before [Provider Organisation - Start Date](#)
  - and must not be after [Episode - End Date](#)
  - and must not be after [Provider Organisation - End Date](#)
  - and must not be in the future
4. The [TWB Episode - Primary Nominated Professional Contact Entry Date](#)
  - must not be before 1 January 2019
  - and must not be before [Episode - Referral Date](#)
  - and must not be before [Provider Organisation - Start Date](#)
  - and must not be after [Episode - End Date](#)
  - and must not be after [Provider Organisation - End Date](#)
  - and must not be in the future
5. The [TWB Episode - Primary Nominated Professional Contact Exit Date](#)
  - must not be before 1 January 2019
  - and must not be before [Episode - Referral Date](#)
  - and must not be before [Provider Organisation - Start Date](#)
  - and must not be before [TWB Episode - Primary Nominated Professional Contact Entry Date](#)
  - and must not be before [Episode - End Date](#)
  - and must not be after [Provider Organisation - End Date](#)
  - and must not be in the future

#### 4. TWB Critical Incident

1. [Episode Key](#) must be an existing PMHC episode within the PMHC MDS.
2. The [TWB Critical Incident - Date](#)
  - must not be before 1 January 2019
  - and must not be before [Episode - Referral Date](#)
  - and must not be before [Provider Organisation - Start Date](#)
  - and must not be after [Episode - End Date](#)
  - and must not be after [Provider Organisation - End Date](#)
  - and must not be in the future

#### 5. TWB Recommendation Out

1. [Episode Key](#) must be an existing PMHC episode within the PMHC MDS.
2. TWB Recommendation Outs for an Episode must have unique [TWB Recommendation Out - Provider Type](#).

#### 6. Collection Occasion

1. [Episode Key](#) must be an existing PMHC episode within the PMHC MDS.
2. The [Collection Occasion - Date](#)
  - must not be before 1 January 2016
  - and must not be before [Episode - Referral Date](#)
  - and must not be before [Provider Organisation - Start Date](#)
  - and must not be more than 7 days after [Episode - End Date](#)
  - and must not be after [Provider Organisation - End Date](#)
  - and must not be in the future

#### 7. K10+

1. [Collection Occasion Key](#) must be an existing Collection Occasion within the PMHC MDS.
2. If both item scores and a total score are specified, the item scores must add up to the total score (as per [Scoring the K10+](#)).

#### 8. K5

1. [Collection Occasion Key](#) must be an existing Collection Occasion within the PMHC MDS.
2. If both item scores and a total score are specified, the item scores must add up to the total score (as per [Scoring the K5](#)).

#### 9. WHO-5

1. [Collection Occasion Key](#) must be an existing Collection Occasion within the PMHC MDS.
2. If both item scores and a total score are specified, the item scores must add up to the total score.

#### 10. SIDAS

1. [Collection Occasion Key](#) must be an existing Collection Occasion within the PMHC MDS.
2. When item 1 has the value "0 - Never" all other items must be set to "98 - Not Required"

## 11. TWB-Plan

1. [Collection Occasion Key](#) must be an existing Collection Occasion within the PMHC MDS.

## 12. TWB-NI

1. [Collection Occasion Key](#) must be an existing Collection Occasion within the PMHC MDS.

## 13. SDQ

1. SDQ records should only be uploaded as part of a joint PMHC + TWB upload. The SDQ does not form part of the data collected for TWB and should only be collected for PMHC only clients.
2. [Collection Occasion Key](#) must be an existing Collection Occasion within the PMHC MDS.
3. Use the table at [SDQ Data Elements](#) to validate the items that are used in each version of the SDQ.
4. If both item scores and subscales are specified, the sum of the items must agree with the subscales score (as per [Scoring the SDQ](#) ).
5. If both subscales and total score are specified, the sum of the subscales must agree with the total score (as per [Scoring the SDQ](#) ).

## Current PMHC Validations

TWB is an extension of the Primary Mental Health Care Minimum Data Set (PMHC MDS); the current PMHC MDS Validations rules may apply, depending on how you add your TWB data. The current PMHC MDS validations rules are available to be viewed at <https://docs.pmhc-mds.com/data-specification/validation-rules.html>.

## Future Validations

There are currently no future validations planned.

## Data Specification Change log

### 11/5/2022

- [Upload Specification](#)
  - [Deleting records](#) - Corrected the link for downloading an example XLSX file.

### 16/11/2021

- [Validation Rules](#)
  - [10. SIDAS](#) - Added *When item 1 has the value "0 - Never" all other items must be set to "98 - Not Required"* which been in effect since 1 November 2021.

### 17/9/2021

- [Validation Rules](#)
  - Added [Future Validations](#)

- [10. SIDAS](#) - Removed validation for *If both item scores and a total score are specified, the item scores must add up to the total score.* as no total score is collected for SIDAS.

## 9/9/2021

- [Validation Rules](#)
  - [Collection Occasion Current Validations](#)
    - Updated the [Collection Occasion - Date](#) validation so that it must not be more than 7 days after [Episode - End Date](#)

## 12/5/2020

- [Data Model and Specifications](#)
  - [Data model](#) - Updated to allow K5 to be used for Aboriginal and Torres Strait Islander clients
  - [TWB Record formats](#) - Updated to allow K5 to be used for Aboriginal and Torres Strait Islander clients
  - [K5 Measure](#) - Updated to allow K5 to be used for Aboriginal and Torres Strait Islander clients
  - [SIDAS Measure](#) - Added SIDAS scoring details
- [Upload Specification](#)
  - [File format](#)
    - [SDQ file format](#) - Provided more information about providing this file for TWB only and TWB and PMHC combined uploads
- [Validation Rules](#)
  - [K5](#) - Added to allow K5 to be used for Aboriginal and Torres Strait Islander clients
  - [SDQ](#) - Added in order to explicitly state the SDQ validations to be used with joint PMHC + TWB uploads. SDQ does not form part of the data collected for TWB and should only be collected for PMHC only clients.

## 25/9/2020

- [Validation Rules](#)
  - [5. TWB Recommendation Out](#)
    - Added the validation for TWB Recommendation Outs for an Episode must have unique [TWB Recommendation Out - Provider Type](#).

## 23/9/2020

- [Data Model and Specifications](#)
  - [Organisation Path](#) - Updated reference to *Parent Organisation to Commissioning Organisation*
  - [Collection Occasion](#) - Added missing Episode Key Format/Values

## 24/8/2020

- [Data Model and Specifications](#)
  - [TWB Critical Incident - Date](#) - Updated description
  - [Service Contact - Funding Source](#) - Updated description

## 17/8/2020 - Version 3.0.1

- [Data Model and Specifications](#)
  - [Record Formats](#)
    - [TWB Episode - Transgender Status](#) - Added value '9 - Not stated / Unknown'
    - [TWB Episode - Intersex Status](#) - Added value '9 - Not stated / Unknown'

## 12/8/2020

- [Data Model and Specifications](#)
  - [Data model](#)
    - Redesigned the data model diagram. No changes have been made to the underlying data model.
- [Validation Rules](#)
  - [1. TWB Episode](#)
    - Updated the validation for [TWB Episode - Primary Nominated Professional Contact Exit Date](#) so that the [TWB Episode - Primary Nominated Professional Contact Exit Date](#) must not be before [Episode - End Date](#)

## 10/8/2020

- [Data Model and Specifications](#)
  - [Record Formats](#)
    - [TWB Episode - Primary Nominated Professional](#) - Updated value from `99: Not stated/Inadequately described` to `99: No one nominated`
    - [TWB Recommendation Out - Status](#) - Added notes

## 7/8/2020

- [Data Model and Specifications](#)
  - [Record Formats](#)
    - [TWB Episode - Primary Nominated Professional Contact Entry Date](#) - Updated description
    - [TWB Episode - Primary Nominated Professional Contact Exit Date](#) - Updated description

## 15/6/2020

- [Data Model and Specifications](#)
  - [Record Formats](#)
    - [TWB Episode - External Evaluator Contact Consent](#) - Fixed typo in description of response 1: Consented to be contacted by external evaluators

## 12/6/2020

- [Data Model and Specifications](#)
  - [Record Formats](#)
    - Added the following values to [TWB NI - Type](#):
      - 20 - Child rearing or care taking responsibilities
      - 21 - Help-seeking behaviour
      - 22 - Religion



- 23 - Self Care
- 24 - Daily Structure

## 28/5/2020

- [Data Model and Specifications](#)
  - [Record Formats](#)
    - Updated notes for [TWB Critical Incident - Date](#) so that only a date is required, not a date and time

## 25/5/2020

- [Validation Rules](#)
  - 1. [TWB Episode](#)
    - Corrected [!WAYBACK](#) to [!wayback](#)

## 22/5/2020

- [Data Model and Specifications](#)
  - [Record Formats](#)
    - [PMHC MDS Record formats](#)
      - Corrected the names of the medications and links to the PMHC data specification
    - [WHO-5 Measure](#)
      - Corrected the question for [WHO-5 - Question 5](#)

## 27/4/2020 - Version 3.0

- Initial release

## Resources

The following resources have been provided to explain the purpose of the PMHC MDS, to describe all NSPT data collection and file formats required to submit NSPT data.

### TWB Resources

The following resources have been provided to explain the purpose of the PMHC MDS, to describe all TWB data collection and file formats required to submit TWB data.

#### 1. Key Concepts

[Key Concepts](#) is a list of key words that are commonly used within the PMHC MDS and their definitions.

#### 2. Specifications

The [Data Model and Specifications](#) website defines what data items are collected in the TWB, what file formats are accepted for upload and associated reporting requirements.

#### 3. Outcome measures and scoring rules

The following document provides an example of each of the TWB outcome measures and an explanation of how it is scored.

- [📄 SIDAS Collection Occasion PDF](#)

#### 4. Primary Mental Health Care Minimum Data Set

TWB is an extension of the Primary Mental Health Care Minimum Data Set (PMHC MDS); the PMHC MDS information is available to be viewed at <https://pmhc-mds.com>.

# User Guide

The Online User Guide outlines step by step instructions for a user to be able to perform their role of adding TWB data within the PMHC MDS.

The user guide is regularly updated to reflect each release communication.

## Access & Passwords

The Way Back (TWB) is an extension of the Primary Mental Health Care Minimum Data Set (PMHC MDS); current PMHC MDS online User Guide is available to be viewed for the following information.

### Access

Each individual staff member should be set up with their own unique login access. User accounts can be created by a user at your provider organisation, or PHN, who has the User Management role. If unsure who this is, please contact [support@pmhc-mds.com](mailto:support@pmhc-mds.com) to find out who has this access.

Information on 'Accepting an invitation to become a PMHC MDS User', 'Logging In', and 'Logging Out', and 'Updating your details', is available at <https://docs.pmhc-mds.com/projects/user-documentation/en/latest/home.html>.

### Passwords

Password information, including 'Passwords Requirements', 'Password Expiry Notifications', and 'Forgotten or Expired Password', is available at <https://docs.pmhc-mds.com/projects/user-documentation/en/latest/home.html>.

## MDS Roles available for TWB Users

Access to the PMHC MDS is based around roles. What tabs a user sees once they are logged in will depend upon what roles they have been assigned. Roles that currently exist within the PMHC MDS, is available at <https://docs.pmhc-mds.com/projects/user-documentation/en/latest/users.html#users-roles>.

The Way Back (TWB) extension is available for the following roles:

Role	Feature tab	Tasks allowed
Upload	Upload	A user with the <i>Upload</i> role can upload PMHC & TWB data to the associated organisation.
Data Entry	Data Entry	A user with the <i>Data Entry</i> role can enter PMHC & TWB data to the associated organisation. See <a href="#">Identifying TWB-Episode data records</a>
Aggregate Reporting	Reports	A user with the <i>Aggregate Reporting</i> role can run standard PMHC reports and the Wayback report for the associated organisation.

Role	Feature tab	Tasks allowed
Reporting	Reports	A user with the <i>Reporting</i> role can run standard PMHC reports and the Wayback report for the associated organisation.
	Data Extract	A user with the <i>Reporting</i> role can download the PMHC and TWB data from the associated organisation.

## Data Entry

The Way Back (TWB) Support Service Minimum Data Set is an extension of the Primary Mental Health Care Minimum Data Set (PMHC MDS); current PMHC MDS online User Guide for Data Entry is available to be viewed at <https://docs.pmhc-mds.com/user-documentation/data-entry.html>.

## PMHC Client Data

For more detail on how to search, find, view, add, edit or delete Client PMHC data in the PMHC MDS, please visit the PMHC User Guide at <https://docs.pmhc-mds.com/projects/user-documentation/en/latest/data-entry.html#client-data>.

## PMHC Episodes

For more detail on how to find, view, add, edit or delete Client PMHC Episode data in the PMHC MDS, please visit the PMHC User Guide at <https://docs.pmhc-mds.com/projects/user-documentation/en/latest/data-entry.html#episodes>.

## TWB-Episode

You can view a client's episodes through Viewing a Client's details available on the Data Entry tab, by following these steps:

### Viewing a Client's PMHC Episode

You can view a client's TWB episodes through viewing a client's details available on the Data Entry tab, by following these steps:

1. Search for the client using one of the three search fields.

The screenshot displays three search input boxes arranged horizontally, separated by 'OR' labels. Each box contains a search field, a 'Clear Search' button, and a 'Search' button. The first box is labeled 'Client Key \*', the second 'SLK \*', and the third 'DOB \*'. The 'DOB \*' box also includes a calendar icon for date selection.

- Click on the Client Key in blue displayed within the table list.

ClientsPractitioners

View ClientsAdd New Client

New Search

Filters

Show / Hide

Client

Filters: Client Key : CL0

Client Key ^v	Organisation^ Path	SLK ^v	Date Of Birth^	Gender ^v	Last Known Postcode ^v	Last Contact^ Date	Tags ^v
cl0001	PHN999:PO1	3JXPTRFFDT72...	01/01/2011	Male			
CL0001	PHN999:PO1	Z4H4TBAEASY...	17/02/1983	Female	9999	20/03/2020	tag1
CL0002	PHN999:PO1	BBR6G3CWCQ...	24/09/2007	Male	9999	17/07/2016	tag2
CL0003	PHN999:PO1	S9F9MSJSPKP...	09/09/9999	Not stated/Ina...	1103	19/06/2016	tag2 tag3
CL0004	PHN999:PO1	222J04BDNZY...	08/07/1970	Female	1104	25/06/2016	tag1
CL0005	PHN999:PO1	KD75EHJ6RTM...	17/02/1983	Other			tag2
CL0006	PHN999:PO1	MN65F3CEKY...	04/01/1958	Male	9999	24/07/2016	tag2 tag3
CL0007	PHN999:PO1	G6MMH6SXP...	09/09/9999	Not stated/Ina...	1107	10/05/2016	tag2
CL0008	PHN999:PO1	B07MMQ44YA...	28/02/1978	Female	9999	30/09/2016	tag1
CL0009	PHN999:PO1	CXN263HSPM...	19/06/2002	Other	1111	15/07/2016	tag2 tag3

1 / 2

10 items per page

1 - 10 of 19 Items

- From the Client's Summary tab, you can shortcut straight to an episode by clicking the Blue Episode Key displayed in the snapshot of the five most recent episodes.

## ? Client "CL0001" at PHN "Test PHN", Provider Organisation "Test Provider Organisation 1"

Summary Details Episodes (2)

View Summary

## Client Key

CL0001

## Gender

Female

## Date Of Birth

17/02/1983

## CL0001-E02

Suicide Referral !

Start Date: 15/03/2019

Referral Date: 14/07/2016

Episode Concluded: No

Last Service Contact: 20/03/2020

Number of service contacts: 8

Principal Focus of Treatment Plan: Psychosocial Support

## Outcome Measure Summary

☒ Episode start☒ Review☒ Episode end

## CL0001-E01

Suicide Referral !

Start Date: 13/02/2016

Referral Date: 12/02/2016

Episode Concluded: Yes

Last Service Contact: 05/04/2016

Number of service contacts: 4

Principal Focus of Treatment Plan: Low intensity psychological intervention

## Outcome Measure Summary

☒ Episode start☒ Review☒ Episode end

4. Alternately, if you would like to view all episodes you can click on the Episode Tab. The heading for this tab displays in brackets the total number of episodes recorded in the PMHC MDS for this client at Provider Organisations for which you have access.

A table will display all the Client's Episodes at Provider Organisations for which you have access.

Summary

Details

Episodes (2)

View Episodes

Add New Episode

Filters

Show / Hide

Episode

All Episodes

Suicide Referral	Episode Key	Start Date	End Date	Completion Status	Principal Focus of Treatment Plan	Number of Service Contacts	Date of Last Service Contact	Tags
!	CL0001-E02	15/03/2019		Episode open	Psychosocial Su...	8	20/03/2020	tag1, lwayback
!	CL0001-E01	13/02/2016	18/06/2016	Episode closed ...	Low intensity ps...	4	05/04/2016	!br20, tag3

A Drop down list is available to view:

- All Episodes
- Currently Open Episodes
- Closed Episodes

SummaryDetailsEpisodes (2)

View EpisodesAdd New Episode

Filters

Show / Hide

Episode

<div> <div>✓ All Episodes</div> <div>Currently Open Episodes</div> <div>Closed Episodes</div> </div>								
				Status	of Treatment Plan	Service Contacts	Service Contact	
!	CL0001-E02	15/03/2019		Episode open	Psychosocial Su...	8	20/03/2020	tag1, lwayback
!	CL0001-E01	13/02/2016	18/06/2016	Episode closed ...	Low intensity ps...	4	05/04/2016	!br20, tag3

To view the Client's Episode details, click the Blue Episode Key.

Client "CL0001" at PHN "Test PHN", Provider Organisation "Test Provider Organisation 1"

## ? Episode starting 15/03/2019

Details Collection Occasions (7) Service Contacts (8)

### Suicide Referral



View Details Edit Details

Delete

#### Tags

tag1

#### Organisation Path

PHN999:PO1

#### Episode Key

CL0001-E02

#### Client Key

CL0001

#### End Date

#### Client Consent to Anonymised Data

Yes

#### Completion Status

Episode open

#### Continuity of Support

No

#### Referral Date

14/07/2016

#### Principal Focus of Treatment Plan

Psychosocial Support

#### GP Mental Health Treatment Plan Flag

Yes

#### Homelessness Flag

Sleeping rough or in non-conventional accommodation

#### Area of usual residence, postcode

2101

#### Labour Force Status

Unemployed

#### Employment Participation

Not applicable - not in the labour force

#### Source of Cash Income

Other pension or benefit (not superannuation)

#### Health Care Card

Yes

#### NDIS Participant

No

#### Marital Status

Never married

#### Suicide Referral Flag

Yes

#### Principal Diagnosis

Acute stress disorder

#### Additional Diagnosis

Mixed anxiety and depressive symptoms

#### Medication Antipsychotics (N05A)

No

#### Medication Anxiolytics (N05B)

No

#### Medication Hypnotics and sedatives (N05C)

No

#### Medication Antidepressants (N06A)

No

#### Medication Psychostimulants and nootropics (N06B)

No

#### Referrer Profession

Psychiatrist

#### Referrer Organisation Type

General Practice

A page will display the Client's PMHC Episode details.

## Adding a Client's TWB Episode data

You can edit a Client's PMHC Episode details through [Viewing a Client's PMHC Episode](#) available on the Data Entry tab to add a Client's TWB Episode data, by following these steps:

1. Once [Viewing a Client's PMHC Episode](#).



2. From the Client's Episode table, click the Episode Key.
3. Click Edit Details tab.
4. Add `!wayback` in the 'Tags' fields and press tab

Home / Data Entry / Clients / CL0001@PHN999:PO1 / Client Episodes / CL0001-E02 / Edit Details

Client "CL0001" at PHN "Test PHN", Provider Organisation "Test Provider Organisation 1"

## ? Episode starting 15/03/2019

Details Collection Occasions (7) Service Contacts (8)

**Suicide Referral** !

View Details Edit Details

Note: \* denotes a mandatory field

**Tags** ?

☐ Australian Government Mental Health Response to Bushfire (lbr20) - [Program guidance](#)

tag1 x !wayback x Add a tag

**Organisation Path** ?  
PHN999:PO1

**Client Key** ?  
CL0001

**Client Consent to Anonymised Data** \* ?

**Episode Key** \* ? Edit Key  
CL0001-E02

**End Date** ? Enter date in DD/MM/YYYY or D/M/YYYY format

**Completion Status** ?

5. Scroll to the bottom of the PMHC Episode Add the Client's TWB Episode details. Mandatory fields are marked with an \*. (Specification [TWB Episode Data Elements](#))

The Way Back

Sexual Orientation \* ?

Intersex Status \* ?

Eligibility Type \* ?

Previous Suicide Attempts \* ?

Primary Nominated Professional \* ?

Primary Nominated Professional Contact

Consent Date \* ?

Entry Date ?

Veteran \* ?

Transgender Status \* ?

External Evaluator Contact Consent \* ?

Method Of Suicide Attempt \* ?

Critical Incidents

Add Critical Incident

Recommendation Outs

Add Recommendation Out


Save

You can also add the following information if available, or these can be added later:

- See [TWB-Critical Incident data specifications](#) for Critical Incident Data.
- See [TWB-Recommendation Out data specifications](#) for Recommendation Out Data.

6. Click the blue 'Save' button. (If you decide not to add TWB data, you can simply navigate away from this screen)

You will receive confirmation that the Client's Episode details have been saved, and it will now be displaying.



If you receive an error message, the data will need to be corrected before the record is saved and added to the PMHC MDS. See Validation Rules - [TWB Episode](#)

## Editing a Client's TWB-Episode data

You can edit a Client's PMHC Episode details through [Viewing a Client's PMHC Episode](#) available on the Data Entry tab, by following these steps:

1. Once [Viewing a Client's PMHC Episode](#).
2. From the Client's Episode table, click the Episode Key.
3. Click Edit Details tab.
4. Scroll to the bottom of the PMHC Episode.

Update the Client's TWB Episode details. Mandatory fields are marked with an \*. (Specification [TWB Episode Data Elements](#))

### The Way Back

<b>Sexual Orientation *</b> ?	<b>Veteran *</b> ?
Lesbian, gay or homosexual	Does not identify as a veteran
<b>Intersex Status *</b> ?	<b>Transgender Status *</b> ?
Yes	No
<b>Eligibility Type *</b> ?	<b>External Evaluator Contact Consent *</b> ?
Primary Criteria	Consented to be contacted by external evaluators
<b>Previous Suicide Attempts *</b> ?	<b>Method Of Suicide Attempt *</b> ?
Previous attempts made both within and prior to the last 12 months	Intentional self-harm by sharp object
<b>Primary Nominated Professional *</b> ?	
Mental Health Social Worker	

#### Primary Nominated Professional Contact

<b>Consent Date *</b> ?	
15/7/2020	
<b>Entry Date</b> ?	<b>Exit Date</b> ?

#### Critical Incidents

<b>Type *</b> ?	<b>Date *</b> ?	
Suicide attempt of an active client	19/03/2019	
<a href="#">Add Another Critical Incident</a>		


#### Recommendation Outs

<b>Provider Type *</b> ?	<b>Status *</b> ?	
Peer support/self-help group	Service commenced	
<a href="#">Add Another Recommendation Out</a>		

[Save](#)

5. Click the blue 'Save' button. (If you decide not to save changes, you can simply navigate away from this screen)

You will receive confirmation that the Client's TWB Episode details have been saved, and it will now be displaying these new details in the Episode View Details tab.



If you receive an error message, the data will need to be corrected before the record is saved and added to the PMHC MDS. See Validation Rules - [TWB Episode](#)

## Deleting an TWB Episode

Removing the !wayback tag will delete an TWB Episode, through [Viewing a Client's PMHC Episode](#) available on the Data Entry tab, by following these steps:

1. Once [Viewing a Client's PMHC Episode](#).
2. From the Client's Episode table, click the Episode Key.
3. Click Edit Details tab.
4. Click on the cross on the !wayback tag to remove it.

Home / Data Entry / Clients / CL0001@PHN999:PO1 / Client Episodes / CL0001-E02 / Edit Details

Client "CL0001" at PHN "Test PHN", Provider Organisation "Test Provider Organisation 1"

### ? Episode starting 15/03/2019

Details | Collection Occasions (7) | Service Contacts (8)

**Suicide Referral** !

View Details | **Edit Details**

**Note:** \* denotes a mandatory field

**Tags** ?

☐ Australian Government Mental Health Response to Bushfire (lbr20) - [Program guidance](#)

tag1 x

!wayback x

Add a tag

**Organisation Path** ?

PHN999:PO1

**Client Key** ?

CL0001

**Client Consent to Anonymised Data** \* ?

**Episode Key** \* ?

CL0001-E02

Edit Key

**End Date** ?

Enter date in DD/MM/YYYY or D/M/YYYY format

**Completion Status** ?

5. Click the blue 'Save' button.

Deleting the The Way Back Episode data will also delete the:

- Primary Nominated Professional Contact,
- Critical Incidents, and
- Recommendation Outs.

However any associated measures will be retained.

You have removed the **!wayback** tag from this episode.

Please confirm that you wish to delete the The Way Back Episode data including:


- Primary Nominated Professional Contact,
- Critical Incidents, and
- Recommendation Outs.

Any associated measures will be retained.

[Cancel](#) [Confirm](#)

Please note: Once the collection occasion is deleted, you will not be able to recover this collection occasion data.

6. Click the red 'Confirm' button to delete the data. (If you decide not to delete the data, you can click the blue 'Cancel' button)



## Collection Occasions

### Viewing a Client's Collection Occasions for an Episode

You can view a client's collection occasions through [Viewing a Client's PMHC Episode](#) available on the Data Entry tab, by following these steps:

1. Once [Viewing the Client's Episode](#).
2. Click the Episode Collection Occasions Tab. This tab displays in brackets the total number of collection occasions recorded in the PMHC MDS for this episode.

A table will display all the Collection Occasions linked to this Client's Episode.

Client "CL0001" at PHN "Test PHN", Provider Organisation "Test Provider Organisation 1"

## ? Episode starting 15/03/2019

Details Collection Occasions (7) Service Contacts (8)

View Collection Occasions Add New Collection Occasion

Refresh

Filters

Show / Hide

? Collection Occasion

Collection Occasion Key	Date	Reason	Measure Types	Tags
CL0001-E02-CO7	20/03/2020	Episode end	K10+, TWB PLAN	
CL0001-E02-CO6	22/11/2019	Review	SIDAS, TWB NI	
CL0001-E02-CO5	01/08/2019	Review	K10+, TWB PLAN	
CL0001-E02-CO4	15/05/2019	Review	WHO-5	
CL0001-E02-CO3	28/03/2019	Review	K10+, TWB PLAN	
CL0001-E02-CO2	19/03/2019	Review	SIDAS, TWB NI, TWB PLAN	
CL0001-E02-CO1	15/03/2019	Episode start	K10+, SIDAS, TWB NI, TWB PLAN	

3. To view the Collection Occasions details, click the Blue Collection Occasions Key.

Client "CL0001" at PHN "Test PHN", Provider Organisation "Test Provider Organisation 1"

Episode starting 15/03/2019

## ? [Collection Occasion](#) on 15/03/2019

Details

[View Details](#) [Edit Details](#) [Delete](#)

<b>Organisation Path</b> PHN999:PO1	<b>Episode Key</b> CL0001-E02
<b>Tags</b>	
<b>Collection Occasion Key</b> CL0001-E02-CO1	
<b>Collection Occasion Reason</b> Episode start	<b>Collection Occasion Date</b> 15/03/2019

## ? [Measures](#)

[View Measures](#) [Add New Measure](#)

Measure Key	Measure Type	Result
CL0001-E02-CO1_k10p	K10+	Total Score: 30
b07c7fb5-c6bd-4953-bf2d-233...	SIDAS	Total Score: 25
9ba8203a-81b8-49f7-8dfc-b3fa...	TWB NI	Self-esteem, Loss of Hope
f40bb5ca-40d3-4767-abd5-e83...	TWB PLAN	Safety

A page will display the Collection Occasions details as recorded via the [Collection Occasion Data Elements](#).

### Adding an TWB Client's Collection Occasions data

You can add a Client's Collection Occasions through [Viewing a Client's Collection Occasions for an Episode](#) available on the Data Entry tab, by following these steps:

1. Once [Viewing a Client's Collection Occasions for an Episode](#).
2. Firstly double check the Collection Occasion is not already showing.
3. Click the Add New Collection Occasion tab.
4. Enter the Client's Collection Occasion details for the TWB episode. Mandatory fields are marked with an \* .  
(Specification [Collection Occasion Data Elements](#))

Client "CL0001" at PHN "Test PHN", Provider Organisation "Test Provider Organisation 1"

## ? Episode starting 15/03/2019

Details Collection Occasions (7) Service Contacts (8)

View Collection Occasions Add New Collection Occasion ? Collection Occasion

**Note:** \* denotes a mandatory field

**Organisation Path** ? PHN999:PO1 **Episode Key** ? CL0001-E02

**Tags** ?  
Add a tag


**Collection Occasion Key** \* ?

**Collection Occasion Reason** \* ? **Collection Occasion Date** \* ? Enter date in DD/MM/YYYY or D/M/YYYY format

Save

- Click the blue 'Save' button. (If you decide not to add this client's episode, you can simply navigate away from this screen)

You will receive confirmation that the Client's Collection Occasion details have been added, and it will now be displaying these new details in the View Collection Occasions Details tab.



If you receive an error message, the data will need to be corrected before the record is saved and added to the PMHC MDS.

### Editing a Client's Collection Occasions for an Episode

You can edit a Client's Collection Occasions through [Viewing a Client's Collection Occasions for an Episode](#) available on the Data Entry tab, by following these steps:

- Once [Viewing a Client's Collection Occasions for an Episode](#).
- Click the Collection Occasion Key.
- Click Edit Details tab.
- Update the Client's Collection Occasion details. Mandatory fields are marked with an \*. (Specification [Collection Occasion Data Elements](#))

Please note: You can edit the Collection Occasion Key from this screen. See [Editing a Collection Occasion Key](#).



Home / Data Entry / Clients / CL0001@PHN999:PO1 / Client Episodes / CL0001-E02 / Collection Occasions / CL0001-E02-CO1 / Edit Details

Client "CL0001" at PHN "Test PHN", Provider Organisation "Test Provider Organisation 1"

Episode starting 15/03/2019

Collection Occasion on 15/03/2019

Details

View Details

Edit Details

Note: \* denotes a mandatory field

Organisation Path ?

PHN999:PO1

Episode Key ?

CL0001-E02

Tags ?

Add a tag

Collection Occasion Key ?

CL0001-E02-CO1

Edit Key

Collection Occasion Reason \* ?

Episode start

Collection Occasion Date \* ?


15/03/2019

Enter date in DD/MM/YYYY or D/M/YYYY format

Save

5. Click the blue 'Save' button. (If you decide not to save changes, you can simply navigate away from this screen)

You will receive confirmation that the Client's Collection Occasion details have been saved, and it will now be displaying these new details in the View Collection Occasion Details tab.

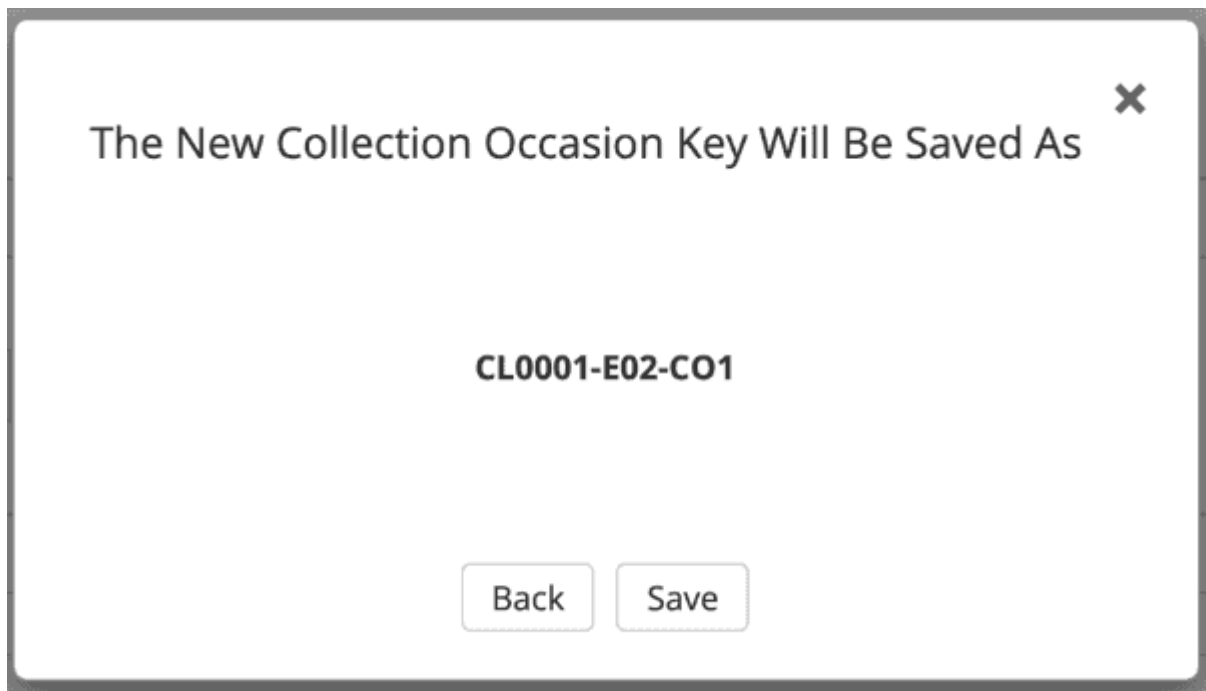


If you receive an error message, the data will need to be corrected before the record is saved and added to the PMHC MDS.

Editing a Collection Occasion Key

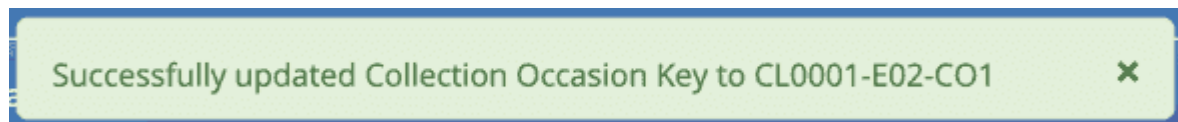
You can edit a collection occasion's identification key through [Viewing a Client's PMHC Episode](#) available on the Data Entry tab, by following these steps:

- 1. In step four when [Editing a Client's Collection Occasions for an Episode](#).
- 2. From the Collection Occasion Edit Details tab, click the 'Edit Key' button.



3. Type in the new collection occasion key and click 'Next'.
4. Double check the new key is correct and click save. (If it is incorrect, click back to re-enter the key or click the 'cross' in the top right to cancel this key change request)

You will receive confirmation that the Collection Occasion's key has been saved, and the screen will now be displaying the updated collection occasion key details in the Collection Occasions View Details tab.



### Deleting a Collection Occasion

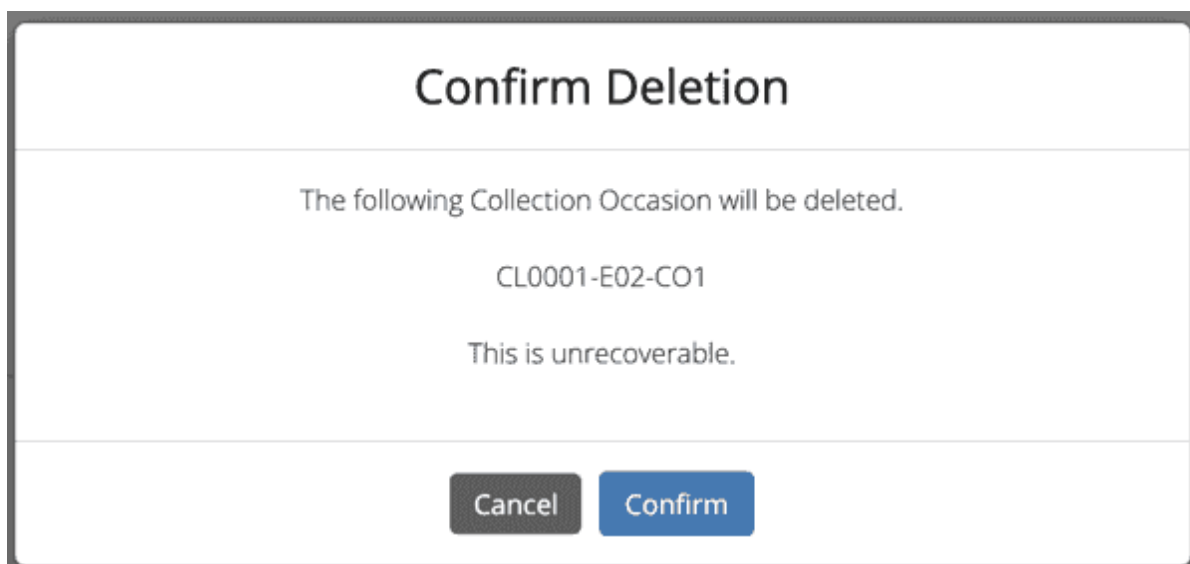
You can delete a Client's Collection Occasions through '[Viewing a Client's Collection Occasions for an Episode](#)' available on the Data Entry tab, by following these steps:

1. Once [Viewing a Client's Collection Occasions for an Episode](#).
2. Click the Collection Occasion Key.
3. Click the red 'Delete' button.
4. You will either be displayed a Confirm Delete screen or a Cannot Delete screen

## Confirm Delete

**Please note:** Once the collection occasion is deleted, you will not be able to recover this collection occasion data.

1. Click the blue 'Confirm' button to delete this collection occasion. (or click the orange 'Cancel' button if you decide not to delete this collection occasion data)



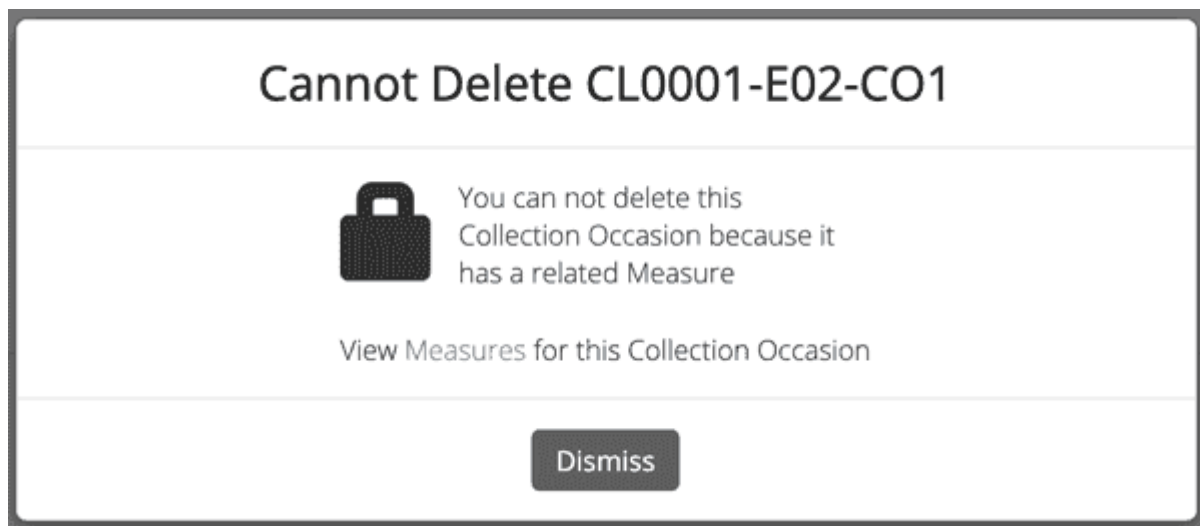
After you click Confirm, you will receive confirmation that the episode has been deleted, and you will be redirected to View Episodes where the episode will no longer be displayed.



## Cannot Delete

If the collection occasion you are trying to delete has any measures, you will not be able to proceed with deleting this collection occasion until all the related records have been deleted.

You can click on the link provided to view the client's measures for this collection occasion, or click the orange Dismiss button



See [Deleting a Measure from a Collection Occasion](#).

## Collection Occasion Measures

### Viewing a Client's Collection Occasion Measures for an Episode

You can view a Client's Measures added to a Collection Occasion through [Viewing a Client's Collection Occasions for an Episode](#) available on the Data Entry tab, by following these steps:

1. Once [Viewing the Collection Occasion](#).
2. Scroll down to the Measures

A table will display all the Measures linked to this Client's Episode Collection Occasion.

Client "CL0001" at PHN "Test PHN", Provider Organisation "Test Provider Organisation 1"

Episode starting 15/03/2019

## ? [Collection Occasion](#) on 15/03/2019

Details

View Details
Edit Details
Delete

<b>Organisation Path</b> PHN999:PO1	<b>Episode Key</b> CL0001-E02
<b>Tags</b>	
<b>Collection Occasion Key</b> CL0001-E02-CO1	
<b>Collection Occasion Reason</b> Episode start	<b>Collection Occasion Date</b> 15/03/2019

## ? [Measures](#)

View Measures
Add New Measure

Measure Key	Measure Type	Result
CL0001-E02-CO1_k10p	K10+	Total Score: 30
b07c7fb5-c6bd-4953-bf2d-233...	SIDAS	Total Score: 25
9ba8203a-81b8-49f7-8dfc-b3fa...	TWB NI	Self-esteem, Loss of Hope
f40bb5ca-40d3-4767-abd5-e83...	TWB PLAN	Safety

3. To view the Measure details, click the Blue Measure Key.

## ? [Measures](#)

View Measures
Add New Measure

Measure Key	Measure Type	Result
CL0001-E02-CO1_k10p	K10+	Total Score: 30
b07c7fb5-c6bd-4953-bf2d-233...	SIDAS	Total Score: 25
9ba8203a-81b8-49f7-8dfc-b3fa...	TWB NI	Self-esteem, Loss of Hope
f40bb5ca-40d3-4767-abd5-e83...	TWB PLAN	Safety

A page will display the Collection Occasion details as recorded via the [Collection Occasion Data Elements](#).

## ? Measures

View Measures Add New Measure

View Measure Edit Measure

Back to List

Delete

### Adding an Client's Collection Occasion Measures data

You can add a Client's Measure for a Collection Occasion through [Viewing a Client's Collection Occasions for an Episode](#) available on the Data Entry tab, by following these steps:

1. Once [Viewing a Client's Collection Occasions for an Episode](#).
2. Firstly double check the measure is not already showing.
3. Click the Add New Measure tab.

Home / Data Entry / Clients / CL0001@PHN999:PO1 / Client Episodes / CL0001-E02 / Collection Occasions / CL0001-E02-CO1 / View Details

Client "CL0001" at PHN "Test PHN", Provider Organisation "Test Provider Organisation 1"

Episode starting 15/03/2019

## ? [Collection Occasion](#) on 15/03/2019

Details

View Details Edit Details

Delete

#### Organisation Path

PHN999:PO1

#### Episode Key

CL0001-E02

#### Tags

#### Collection Occasion Key

CL0001-E02-CO1

#### Collection Occasion Reason

Episode start

#### Collection Occasion Date

15/03/2019

## ? Measures

View Measures

Add New Measure

#### Measure Type

#### Score Type

Next

4. Select the Collection Occasion Measure type.

## ? Measures

View Measures

Add New Measure

Measure Type

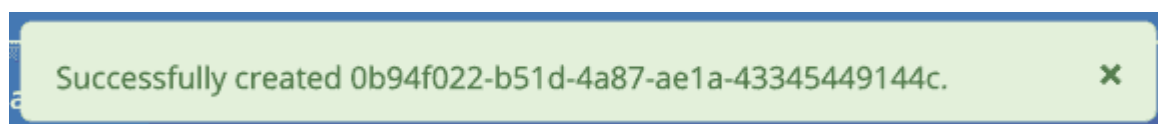
- ✓
- K5
- K10+
- SDQ
- SIDAS
- WHO-5
- TWB PLAN
- TWB NI

Score Type

Next

5. Choose the Score Type, if it isn't already pre-filled.
6. Click the blue 'Next' button.
7. Enter the Client's Measure details for the Collection Occasion. Mandatory fields are marked with an \* .
  - See [TWB-Plan data specifications](#) for Plan Data.
  - See [TWB-NI data specifications](#) for Needs Identification Data.
  - See [K10+ Measure data specifications](#).
  - See [WHO-5 Measure data specifications](#).
  - See [SIDAS Measure data specifications](#).
6. Click the blue 'Save' button. (If you decide not to add this client's measure, you can simply navigate away from this screen)

You will receive confirmation that the Client's Measure details have been added, and it will now be displaying these new details in the View Measure tab.



If you receive an error message, the data will need to be corrected before the record is saved and added to the PMHC MDS.

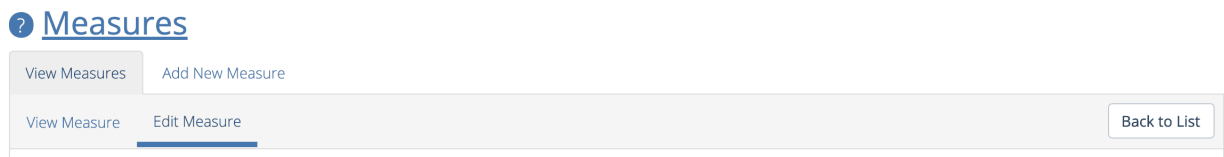
### Editing a Client's Measures for a Collection Occasion

You can edit a Client's Measure for a Collection Occasion through [Viewing a Client's Collection Occasions for an Episode](#) available on the Data Entry tab, by following these steps:

1. Once [Viewing a Client's Collection Occasions for an Episode](#).
2. Scroll down to the Measures
3. Click the Blue Measure Key.
4. Click Edit Measure

5. Update the Client's Measure details. Mandatory fields are marked with an \* .

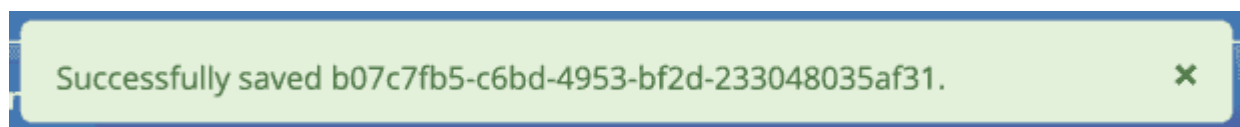
Please note: You can edit the Measure Key from this screen. See [Editing a Measure Key](#).



The screenshot shows a web interface for managing measures. At the top, there is a header with a question mark icon and the word "Measures". Below this is a navigation bar with four tabs: "View Measures", "Add New Measure", "View Measure", and "Edit Measure". The "Edit Measure" tab is currently selected and highlighted with a blue underline. In the top right corner of the navigation bar, there is a button labeled "Back to List".

6. Click the blue 'Save' button. (If you decide not to save changes, you can simply navigate away from this screen)

You will receive confirmation that the Client's Collection Occasions details have been saved, and it will now be displaying these new details in the View Collection Occasion Details tab.

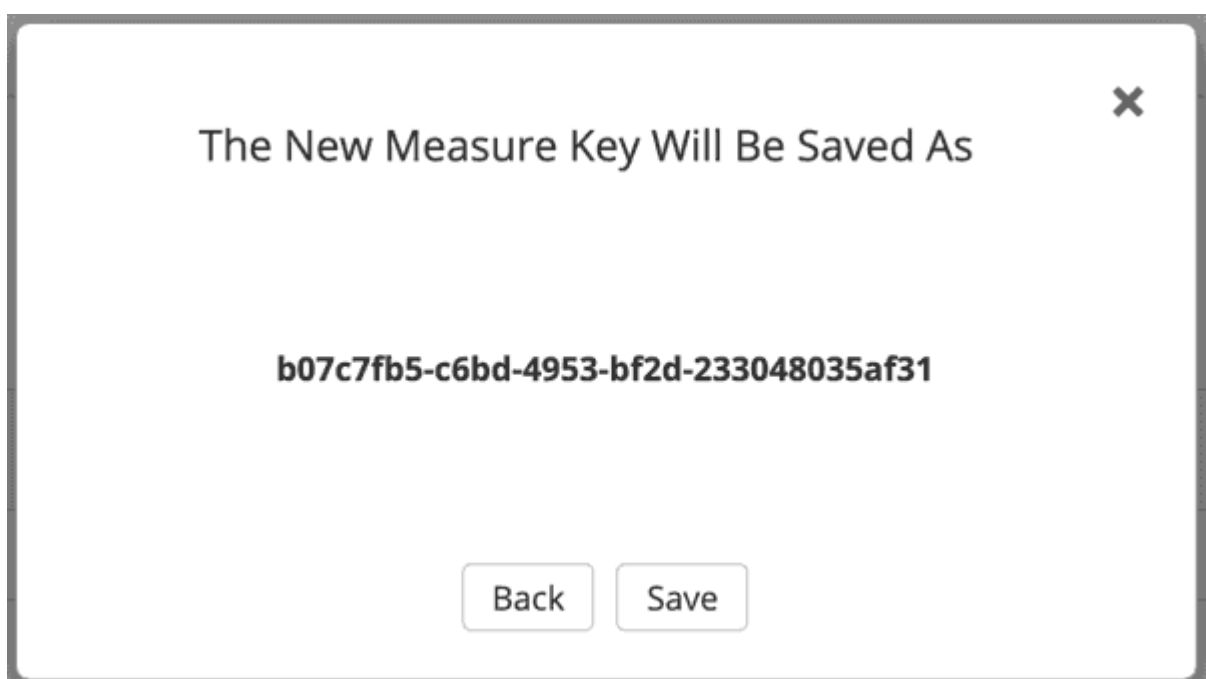


If you receive an error message, the data will need to be corrected before the record is saved and added to the PMHC MDS.

### Editing a Measure Key

You can edit an measure's identification key through [Viewing a Client's Collection Occasions for an Episode](#) available on the Data Entry tab, by following these steps:

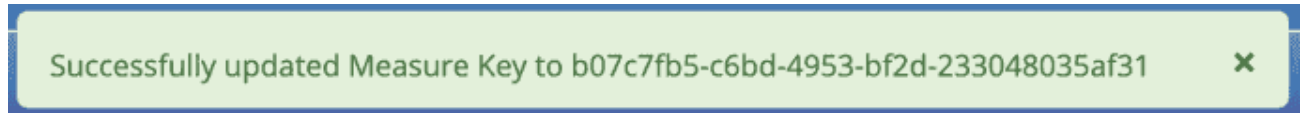
1. In step four when [Editing a Client's Measures for a Collection Occasion](#).
2. From the Collection Occasion Edit Details tab, click the 'Edit Key' button.





3. Type in the new collection occasion key and click 'Next'.
4. Double check the new key is correct and click save. (If it is incorrect, click back to re-enter the key or click the 'cross' in the top right to cancel this key change request)

You will receive confirmation that the Collection Occasion's key has been saved, and the screen will now be displaying the updated collection occasion key details in the Collection Occasion View Details tab.



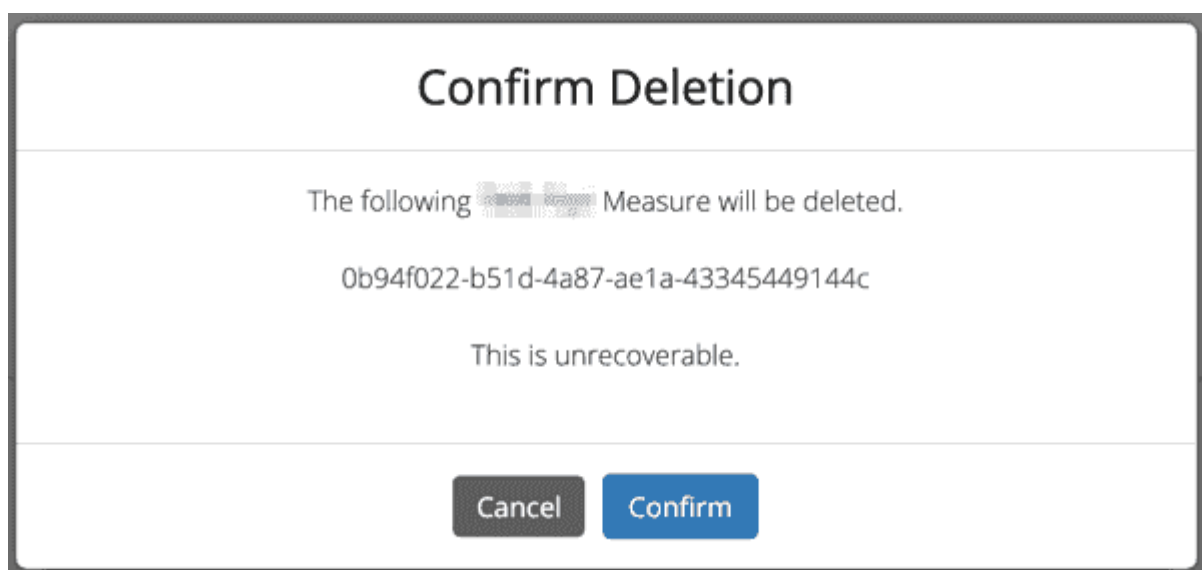
## Deleting a Measure from a Collection Occasion

You can delete a Client's Measure from a Collection Occasion through '[Viewing a Client's Collection Occasion Measures for an Episode](#)' available on the Data Entry tab, by following these steps:

1. Once [Viewing a Client's Collection Occasions for an Episode](#).
2. Scroll down to the Measures
3. Click the Blue Measure Key.
4. Click Edit Measure
5. Click the red 'Delete' button.
6. You will be displayed a 'Confirm Deletion' screen.

**Please note: Once the measure is deleted, you will not be able to recover this measure data.**

7. Click the blue 'Confirm' button to delete this measure. (or click the orange 'Cancel' button if you decide not to delete this measure data)



After you click 'Confirm', you will receive confirmation that the measure has been deleted, and you will be redirected to the [View Measures](#) where the measure will no longer be displayed.

0b94f022-b51d-4a87-ae1a-43345449144c successfully deleted



## PMHC Service Contact Data

For more detail on how to search, find, view, add, edit or delete Service Contact PMHC data in the PMHC MDS, please visit the PMHC User Guide at <https://docs.pmhc-mds.com/projects/user-documentation/en/latest/data-entry.html#service-contacts>.

**Please note:** TWB adds an extra field Service Contact - Funding Source to the standard PMHC Service Contact.

Update the Client's Service Contact details. Mandatory fields are marked with an \*. (Specification [Service Contact Data Elements](#))

For all Service Contacts provided under The Way Back please select "TWB".

[View Service Contacts](#) [Add New Service Contact](#) Service Contact

**Note:** \* denotes a mandatory field

**Tags**

Add a tag

**Organisation Path**  
PHN999:PO1

**Episode Key**  
CL0001-E02

**Date \***  
Enter date in DD/MM/YYYY or D/M/YYYY format

**Type \***

**Modality \***

**Venue \***

**Copayment \***

**Interpreter Used \***

**Funding Source \***  
✓ PHN funded  
TWB

**Service Contact Key \***

**Practitioner Key \***  
☐ Include inactive practitioners

**No Show \***

**Postcode \***

**Participants \***

**Duration \***

**Client Participation Indicator \***

**Final \***

Save

## Upload User Guide

The Way Back (TWB) Support Service Minimum Data Set is an extension of the Primary Mental Health Care Minimum Data Set (PMHC MDS); current PMHC MDS online User Guide for Upload is available to be viewed at <https://docs.pmhc-mds.com/user-documentation/upload.html>.

### Creating upload files

To create TWB files that fit the PMHC MDS specifications, please visit the [Upload Specification](#) for the 'File Types', 'TWB Data Types', 'File Format' requirements, along with 'Example Files'.

This information for creating upload files is available at [Upload Specification](#).

### Upload users

You will only be able to see the Upload tab if you have been assigned the 'Upload' role, when logged into the PMHC MDS on <https://pmhc-mds.net>.

If you don't have access to the Upload tab and you believe you should, please contact someone in your provider organisation or provider organisation's PHN who has the 'User Management' role.

See: [MDS Roles available for TWB Users](#).

### Uploading TWB data

TWB is an extension of the Primary Mental Health Care Minimum Data Set (PMHC MDS); the current PMHC MDS online User Guide can be followed to upload TWB data.

Information on 'Uploading a file', 'Test Modes', 'Viewing uploads', and 'error messages', is available in the PMHC MDS online User Guide at <https://docs.pmhc-mds.com/user-documentation/upload.html>.

## Reports User Guide

The Way Back (TWB) Support Service Minimum Data Set is an extension of the Primary Mental Health Care Minimum Data Set (PMHC MDS); current PMHC MDS online User Guide for Reports is available to be viewed at <https://docs.pmhc-mds.com/projects/user-documentation/en/latest/reporting.html>.

### How to produce a Wayback report

You can produce the Wayback report by following these steps:

1. Navigate to the **Reports** tab

2. Click the **Wayback** tab (NOTE: this tab will only be displayed when TWB data has been added to the PMHC MDS)

Home / Reports / Wayback

## Reports

Users with the Reporting role can use this tab to request reporting data

**Support:** For more information and assistance visit [PMHC MDS Documentation](#). (link opens in a new window)

Standard **Wayback** Adhoc

**Select Report Type \***

**Select Start Date \*** Enter date in DD/MM/YYYY or D/M/YYYY format **Select End Date \*** Enter date in DD/MM/YYYY or D/M/YYYY format

Request

3. Select the [Report Type](#)
4. Select the Financial Year & Reporting Period, or Start/End Date & Reporting Level
5. Select the name of the Provider Organisation from the drop down list, if not pre-filled
6. Click the blue **View** button, or the selected format and click the **Download** button

Please note: for the W1, click the blue **Request** button

Standard **Wayback** Adhoc

**Select Report Type \***

W1: Wayback quarterly report template

**Select Financial Year \*** **Select Reporting Period \***

2020 - 2021 Q1

**Select Provider Organisation \***

Test Provider Organisation 1 ( PHN999:PO1 )

Request

Fig. 4 A dialogue box will be displayed, showing that the file is being requested from the server

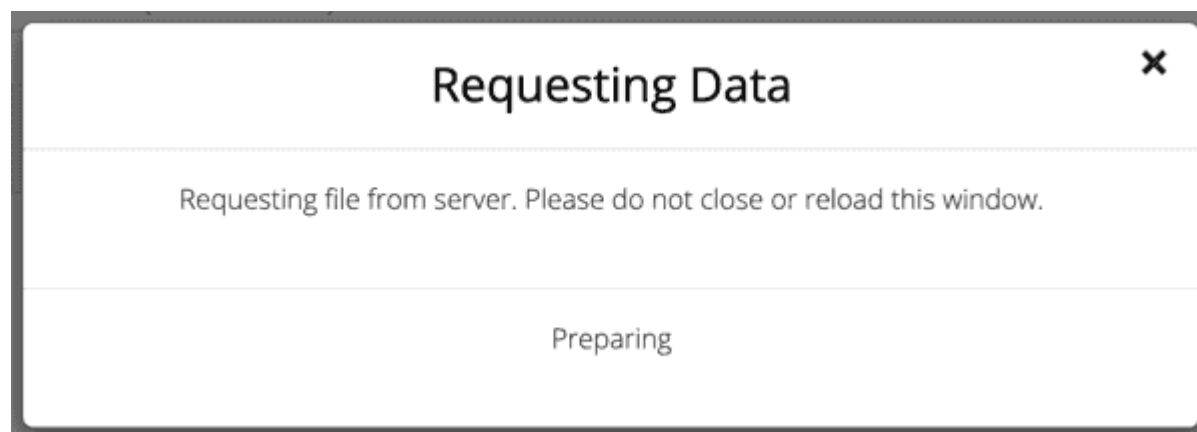


Fig. 5 When the file is ready, a 'File ready for download' message will be displayed Click the blue **Download** button

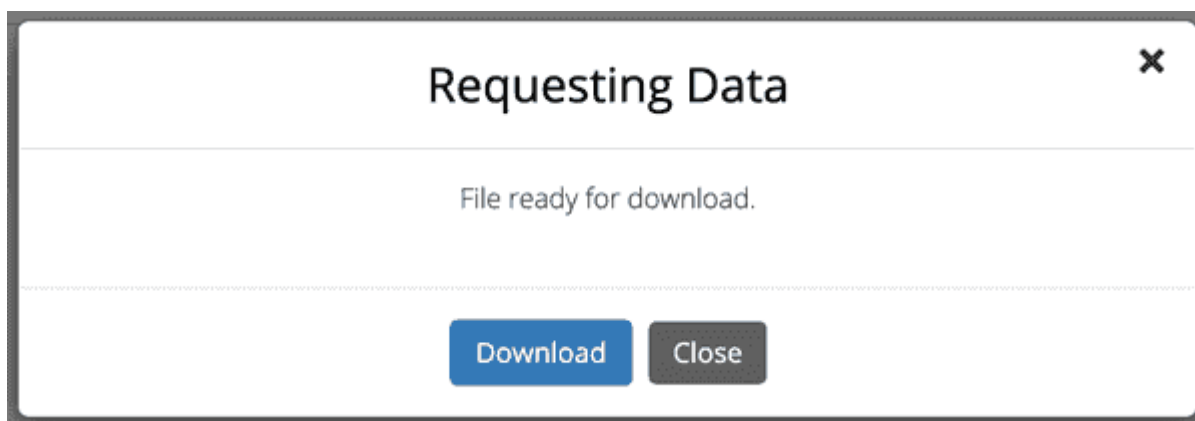


Fig. 6 An Excel spreadsheet will be downloaded to your computer

NOTE: The W1 spreadsheet will then require some manual completion of information not available to the PMHC-MDS system. Once complete send it on to Beyond Blue or your PHN.

## Types of Wayback reports

### Report W1: Wayback Quarterly Report Template

The Way Back Quarterly reporting function allows users to automatically populate The Way Back Quarterly Report using data contained in the PMHC MDS. This spreadsheet will then require some manual completion of information not available to the PMHC-MDS system before providing to Beyond Blue or your PHN.

Many of the items reported are summarised over two time periods - reporting period and year to date. The former is always a full quarter worth of data as selected in the drop down boxes on the report generation page, unless the most recent quarter has been selected in which case it will be all data from the start of the current quarter until the day the report is generated. Financial years are listed in the report dropdowns with both relevant calendar years listed (e.g. **2020 - 2021**). The year to date figure is always from July 1 of the earlier calendar year until either the end of the selected reporting period or the date the report was generated if the current quarter is selected.

Data in this report is all associated with episodes that appear in the [TWB Episode table](#), - a '!wayback' tag on the main episode table is NOT sufficient.

The first section of the report explicitly details the dates covered by the reporting period and the year to date, as well as identifying the time at which it was generated.

## Activity Data

### New Client Episodes

This is the number of episodes commenced during the relevant period (reporting or YTD). A key concept here is the episode start date. This is defined as the date of the earliest contact, even if the client is a no-show, but only if there is at least one [attended service contact](#) during the reporting period.

## Number of Completed Episodes (Exits)

Any episode with an [Episode - End Date](#) during the relevant period.

## Number of Completed Episodes (Service Complete)

The subset of Completed Episodes as defined immediately above that have an [Episode - Completion Status](#) of 1: *Episode closed - treatment completed*

## Number of Administratively Closed Episodes

The subset of Completed Episodes as defined above that have an [Episode - Completion Status](#) between 2 and 6 inclusive, indicating an administrative closure.

## Client Profile

The first three elements in the Client Profile summarise new episodes by client gender:

### Male

The number of episodes started during the relevant period where the [Client - Gender](#) is indicated as 1: *Male*

### Female

The number of episodes started during the relevant period where the [Client - Gender](#) is indicated as 2: *Female*

### Other

The number of episodes started during the relevant period where the [Client - Gender](#) is indicated as 3: *Other*

The next 2 elements summarise new episodes for clients in at risk groups

## Aboriginal and Torres Strait Islander

The number of episodes started during the relevant period where the [Client - Aboriginal and Torres Strait Islander Status](#) was 1,2 or 3, indicating Aboriginal or Torres Strait Islander origin or both.

## LGBTIQ

The number of episodes started during the relevant period where the client indicates a [TWB Episode - Sexual Orientation](#) other than 1: *Straight or heterosexual* or 9: *Not stated*.

The final section in the Client Profile is Age Profile, summarising the number of new episodes in the relevant period by the client's age group at the time the episode began. This is derived from [Client - Date of Birth](#), using only records where [Client - Estimated Date of Birth Flag](#) is not a dummy date (code 8) and is not missing (code 9).

## Referral Profile

The Referral Profile summarises referral criteria (essentially eligibility codes) and sources for episodes starting in the reporting period. There is no corresponding profile for the Year To Date.

## Primary Referral Criteria

The number of episodes starting in the reporting period with [TWB Episode – Eligibility Type](#) Code: 1

## Secondary Referral Criteria

The number of episodes starting in the reporting period with [TWB Episode – Eligibility Type](#) Code: 2

## Referral Source

The number of episodes starting in the reporting period with [Episode - Referrer Organisation Type](#) codes of:

### Hospital ED

- 7: *Emergency Department*

### Hospital Ward

- 5: *Public Hospital*
- 6: *Private Hospital*

### Community Mental Health Service

- 4: *Public mental health service*

### Other

- All the other codes (1-3,8-21,98,99)

## Service Contact Data

The service contact section of the report is concerned exclusively with the [Service Contact - Modality](#) on *attended service contacts* <<https://docs.pmhc-mds.com/projects/data-specification/en/v2/data-model-and-specifications.html#attended-service-contact>>. For all contacts in the relevant period it is a simple count of the number of contact each modality:

- 1: *Face to Face*
- 2: *Telephone*
- 3: *Video*
- 4: *Internet-based*

## Client Measures and Experience

Information about three clinical measures is reported in this section. For each measure there are three summary statistics:

1. The number of episodes with (valid) initial measures collected during the reporting period
2. The number of episodes with (valid) final measures collected during the reporting period
3. The number of episodes with at least two (valid) outcome measures, at least one of which must be collected during the reporting period

Information about collection occasions - including dates and reasons - is available [in the Collection Occasion specification documentation](#). A critical feature of a collection occasion is its "reason", which is actually about the point in the clients' journey when the measure was taken. For reporting purposes this can be either "initial" (i.e. start of the episode) or final (end of the episode). Note however that the collection occasion dates need not be the same as the episode start and end dates. Measures can be collected on any day.

The specific measures of interest are the K5/K10+ and the SIDAS. The WHO-5 was formerly reported but was removed in the report update of September 2022. Information about these measures - including what constitutes a valid measure - can be accessed [in the Collection Occasion Key Concepts documentation](#).

The two Kessler measures (K10+ and K5) are treated interchangeably in this section of the report. Additionally, for the 'Initial' and 'Exit' measures columns multiple measures of the same type are counted once only. So for example, 2 SIDAS marked as 'Final' for the same episode will only add 1 to the count. An episode with initial K5 and K10+s also only adds 1 to the count of 'Initial Measures', however this combination also adds 1 to the count of "Number of Paired Measures During Period", provided at least one of the measures was taken during the reporting period.

Although there should be no cases where an episode has multiple instances of a particular measure taken at any collection occasion identified as initial or final, if such an anomaly occurs the CO is still included as having the initial/final/paired measure. In other words the technical definition of "having a measure" is interpreted as "having one or more instances of the relevant measure".

## Issues and Risks

This section counts client deaths and suicide attempts during the relevant reporting period and year-to-date. Details about such events are available [in the TWB Critical Incident - Date documentation](#). Codes 2 and 3 comprise deaths; code 1 indicates a suicide attempt.

## Key Performance Indicators

The KPIs produced by the automated reports are all based on particular events occurring within a certain number of days of a precipitating event. KPIs pertain to the reporting period only.

Each KPI reports a reference population (the number in the 'Calc B' column) and the subset of that population that meets the criteria in the 'Target Metric' column ('Calc A'). Note that a population in this case means a count of episodes, not a number of people. The ratio is presented as a percentage in the '% Achieved During' column.

Business days are defined as Monday to Friday inclusive, unless they are listed in Australian Public Holidays shown within the [information at the Digital Transformation Office](#). The business day calculator takes into account the jurisdiction (state or territory of the service). A week is defined as 5 business days.



## Safety Plan Update / Development

The relevant episodes here are those where the first [attended service contact](#) is within the reporting period, and the episode has an initial collection occasion with a corresponding [TWB Plan - Plan Type](#) equal to 1: *Safety Plan*. The numerator is the subset of these episodes for which the collection occasion date is before or on the same day as the first attended service contact.

Please note: Prior to September 2022 it had to be on or before the date of the second attended service contact.

## Support Plan Development

The relevant episodes here are those where the first [attended service contact](#) is within the reporting period, and the episode has an initial collection occasion with a corresponding [TWB Plan - Plan Type](#) equal to 2: *Support Plan*. The numerator is the subset of these episodes for which the collection occasion date is not more than 10 days after the initial attended service contact.

## Report W2 – High level summary of overall volumes by entity

The W2 provides an overview of The Way Back (TWB) activity undertaken during the reporting period. It uses the same assumptions as the standard A1 report. It is a 'one page' view, with data aggregated for the specified reporting period, covering counts of clients, episodes and service contacts.

Key specifications:

- Data in this report is all associated with an Active TWB Episode, as shown in the 'Active Episodes' column counts. This means the episode must appear in the [TWB Episode table](#), and must have an Active Contact during the reporting period. A '!wayback' tag on the main episode table is NOT sufficient for the episode to be included in this report.
- The 'Active Contacts' column counts all the [Attended Service Contacts](#) (i.e. non-no show) that occurred during the reporting period that were associated with an Active TWB Episode.
- The 'Active Clients' column counts the number of unique clients who were the recipient of services delivered as part of an Active TWB Episode.

## Report W3 - Data Quality Report: Missing TWB Episode data

The W3 is a summary The Way Back (TWB) format report that provides a simple listing of missing/invalid data rates for relevant TWB Episode data elements. It is analogous to the [standard A4 report](#) that deals with the standard PMHC Episode elements with missing data.

Key specifications:

- As for the W2, data in this report is all associated with an Active TWB Episode; however, for this report there is slightly tighter criteria regarding what it means to be active. Rather than the usual one or more [attended service contact](#) during the reporting period, for the W3 and W4, there must be at least TWO such contacts (i.e. non-no shows) during the reporting period). The episode must appear in the [TWB Episode table](#). This number is reported in the column labelled 'Number of active episodes in period'.
- The 'Number of active episodes with missing data' column counts, separately for each of the TWB Episode record elements, how many episodes have the pertinent missing value code. For the elements "Method of Suicide Attempt" and "Primary Nominated Professional", 'Other' (code 98) is counted as a missing value as well as 'Not stated/Inadequately described' (code 99).
- The '% Missing Data' column is a simple percentage of the active episodes that have missing data, calculated from the preceding two columns.

## Report W4 - Data Quality Report: Missing TWB Needs Identification and Recommendation Outs

The W4 is a summary The Way Back (TWB) format report that provides a simple listing of missing/invalid data rates for relevant TWB Needs Identification and TWB Recommendation Outs data elements. It does the same job for these elements as the W3 does for TWB Episode data elements, and uses the same assumptions. Key specifications:

- As for the W2, data in this report is all associated with an Active TWB Episode; however, for this report there is slightly tighter criteria regarding what it means to be active. Rather than the usual one or more [attended service contact](#) during the reporting period, for the W3 and W4, there must be at least TWO such contacts (i.e. non-no shows) during the reporting period). The episode must appear in the [TWB Episode table](#). This number is reported in the column labelled 'Number of active episodes in period'.
- The 'Number of active episodes with missing data' column counts, separately for each of the TWB Episode record elements, how many episodes have the pertinent missing value code. For both elements "Needs Identification" and "Recommendation Out", 'Other' (code 98) is counted as a missing value as well as 'Not stated/Inadequately described' (code 99).
- The '% Missing Data' column is a simple percentage of the active episodes that have missing data, calculated from the preceding two columns.

## Video Training Library

The TWB video training library is currently under development.

In the interim, you may prefer to view the other online [User Guide](#), or join a training group. (Training information in Step 5 at <https://pmhc-mds.com/getstarted/>).

# Frequently Asked Questions

## PMHC FAQs

As the TWB is an extension of the Primary Mental Health Care Minimum Data Set (PMHC MDS), the current PMHC MDS Frequently Asked Questions (FAQs) are available to be viewed at <https://docs.pmhc-mds.com/faqs/index.html>.

## Getting Help

### PMHC MDS Helpdesk

Strategic Data offers a dedicated **Helpdesk** which is available to support Primary Health Networks and Provider Organisations implementing NSPT in relation to the PMHC minimum dataset system (MDS).

All MDS enquiries should be directed to [support@pmhc-mds.com](mailto:support@pmhc-mds.com).

## Frequently Asked Questions Change log